

DEPARTMENT WISE OUT PATIENT STATISTICS FOR THE YEAR OF - 2022.

MONTH	G.MED	G.SUR	ORTHO	ENT	OPHTH	PAED	OBG	DENTAL	DERM	TB & CHE	PSYCHIATRY	CARDIO	NEPHRO	URO	PLAS. SUR	PAED. SUR	GAS. ENTER	CTVS	NEU. SUR	NEURO	ONCO	EMER	TOT
Jan-22	7687	5925	4951	2506	2424	4086	4881	1677	2657	2687	2081	255	189	198	48	3	14	15	16	157	310	2,763	45,530
Feb-22	7893	6516	5331	2655	2760	4357	5208	1842	2841	3104	2192	274	210	214	56	9	36	24	13	220	292	2,539	48,586
Mar-22	9815	7865	6405	3437	3650	5325	5922	2198	3430	3428	2609	288	221	298	48	16	68	39	28	211	254	2,953	58,508
Apr-22	9038	6954	5946	3028	3137	4627	5479	1927	3081	3059	2397	203	209	251	41	11	52	41	32	179	275	2980	52,947
May-22	9308	7177	5983	2979	3273	4524	5440	1970	3123	3065	2371	320	225	326	51	16	90	32	27	186	314	2946	53,746
Jun-22	10006	7525	6240	3161	3516	4943	5629	2051	3283	3155	2432	254	260	333	55	17	89	22	16	171	300	2,973	56,431
Jul-22	10065	7535	6419	3299	3418	5018	5736	1991	3296	3340	2475	257	195	320	28	34	79	40	28	168	256	2,842	56,839
Aug-22	9431	6969	5967	3036	3113	4648	5574	1888	3122	3281	2609	246	208	285	18	11	80	29	31	171	223	3111	54,051
Sep-22	10252	7475	6484	3348	3432	4976	6006	2048	3352	3537	2738	277	181	306	33	15	72	17	12	162	230	3202	58,155
Oct-22	9128	6668	5882	3095	3299	4305	5455	1906	3175	3209	2598	304	256	404	102	19	179	62	54	319	360	2927	53,706
Nov-22	9470	6876	6157	3322	3389	4533	5638	1485	3218	3047	2732	572	715	587	184	17	363	126	117	549	487	2817	56,401
Dec-22	9972	7334	6717	3177	3569	5280	6280	626	3395	3257	2809	626	1264	595	114	11	372	133	147	662	510	3349	60,199
TOTAL	112065	84819	72482	37043	38980	39622	57248	21609	32973	38569	30043	3876	4133	4117	417	149	149	580	521	3155	3811	35402	655099

DR. KAGNE R.N.
 DEAN
 SRI MANAKULA VINAYAGAR
 MEDICAL COLLEGE & HOSPITAL
 KALITHEERTHALKUPPAM,
 PUDUCHERRY-605107.


Dr. M. Pragasam
 M.B.S., M.B.S. (Ortho.), N.B. (Otho)
 Medical Superintendent
 Sri Manakula Vinayagar Medical College and Hospital,
 Kalitheerthalkuppam, Madagadipet,
 Puducherry-605 107.

ADMISSIONS STATISTICS FOR THE YEAR OF - 2022.

DATE	G.MED	G.SUR	ORTHO	ENT	OPHTH	PAED	OBS & GYN	DERM	TB & CHEST	PSY	OTH	TOTAL
Jan-22	1127	774	372	145	143	777	890	96	163	95	2	4584
Feb-22	1119	851	372	155	214	882	987	103	191	108	4	4986
Mar-22	1466	950	424	192	243	1116	1108	146	247	143	4	6039
Apr-22	1345	955	405	167	227	975	963	129	203	128	2	5499
May-22	1445	1069	426	192	241	1000	1065	143	196	124	1	5902
Jun-22	1454	1118	448	183	219	992	987	134	185	123	0	5843
Jul-22	1362	987	463	177	226	920	996	139	220	148	0	5638
Aug-22	1484	934	415	195	210	972	886	142	231	137	0	5606
Sep-22	1676	1005	429	208	267	1128	888	162	244	133	0	6140
Oct-22	1460	1000	414	195	246	995	906	153	237	143	1	5750
Nov-22	1540	997	421	199	232	956	896	147	241	156	0	5785
Dec-22	1698	1088	418	220	251	1057	946	165	226	154	1	6224
TOTAL	17176	11728	5007	2228	2719	11770	11518	1659	2584	1592	15	67996

Dr. KAGNE. R.N
 DEAN

SRI MANAKULA VINAYAGAR
 MEDICAL COLLEGE & HOSPITAL
 KALITHEERTHALKUPPAM,
 PUDUCHERRY-605107.


 Dr. M. PRABASH, M.B.S., D.Ortho., D.N.B., (Ortho)
 Medical Superintendent
 Sri Manakula Vinayagar Medical College and Hospital,
 Kalitheerthalkuppam, Madagadipet,
 Puducherry-605 107.

DEPARTMENT WISE OUT PATIENT STATISTICS FOR THE YEAR OF - 2021.

MONTH	G.MED	G.SUR	ORTHO	ENT	OPHTH	PAED	OBG	DENTAL	DERM	TB & CHEPYSCHIATR	CARDIO	NEPHRO	URO	PLAS. SURAFD. SUAS. ENTE	CTVS	NEU. SUR	NEURO	ONCO	CAS	TOT
Jan-21	3194	1930	2200	850	416	884	1399	401	892	400	333	150	254	35	8	4	33	223	1,577	16,372
Feb-21	5738	3911	3805	1788	1699	2189	3327	1160	1935	1505	303	157	229	48	22	8	38	216	1,894	31,846
Mar-21	6293	5419	4764	2467	2710	3134	5142	706	2383	2239	337	224	235	71	7	6	61	251	2,447	41,230
Apr-21	5182	4230	3679	1859	2000	2301	3925	567	1852	1729	251	199	241	43	11	2	38	249	2263	32,546
May-21	4301	1885	1666	1002	1120	1369	1940	139	982	1042	120	93	145	21	9	4	17	154	1497	18,775
Jun-21	3489	1971	1887	943	1006	1405	1891	252	1002	951	173	117	141	23	10	2	10	180	1,390	18,100
Jul-21	4493	2969	2887	1282	1079	1685	2352	556	1359	1132	267	199	231	52	7	1	36	273	1,671	24,090
Aug-21	4974	3606	3551	1744	1599	2060	3717	948	1839	1460	254	177	271	63	3	1	29	287	2047	30,470
Sep-21	5794	3813	3699	1924	1977	2465	5404	1473	2019	1733	278	208	292	70	7	6	35	298	2152	35,530
Oct-21	7317	5205	4722	2555	2366	3456	4640	1520	2621	2146	271	191	253	39	7	5	24	291	2538	42,351
Nov-21	9082	6804	5693	3064	3007	4711	5172	1886	3100	2408	228	185	205	35	5	23	8	271	2836	51,312
Dec-21	9645	7304	6018	3054	3118	4933	5399	2115	3256	2639	275	219	242	52	9	19	8	307	2925	54,151
TOTAL	69502	49047	44571	22532	22097	30592	44308	11723	23240	19384	3090	2119	2739	552	105	81	322	3000	25237	396773

Dr. K. KAGNE, R.N.

DEAN


SRI MANAKULA VINAYAGAR
 MEDICAL COLLEGE & HOSPITAL
 KALITHEERTHALKUPPAM,
 PUDUCHERRY-605107.

Dr. M. PRASAD, M.B.B.S., D.Ortho., D.M.S., (Ortho.)
 Medical Superintendent


Sri Manakula Vinayagar Medical College and Hospital,
 Kalitheerthalkuppam, Madagadipet,
 Puducherry-605 107.

ADMISSIONS STATISTICS FOR THE YEAR OF - 2021.

DATE	G.MED	G.SUR	ORTHO	ENT	OPHTH	PAED	OBS & GYN	DERM	TB & CHEST	PSY	OTH	TOTAL
Jan-21	332	258	84	17	2	226	220	2	27	6	0	1174
Feb-21	588	460	200	115	111	321	312	99	121	103	0	2430
Mar-21	602	540	237	134	123	354	402	113	106	108	4	2723
Apr-21	1050	336	197	102	91	279	240	78	78	57	4	2512
May-21	1239	61	40	25	24	98	128	4	13	3	2	1637
Jun-21	370	142	68	19	13	161	225	2	8	5	0	1013
Jul-21	373	284	106	10	4	199	257	0	20	14	2	1269
Aug-21	661	505	243	133	206	489	404	122	117	96	4	2980
Sep-21	641	488	218	104	221	538	499	101	90	68	2	2970
Oct-21	749	494	253	130	199	650	520	131	117	80	2	3325
Nov-21	638	411	229	115	165	659	533	115	128	108	1	3102
Dec-21	819	555	292	164	237	661	551	133	132	112	3	3659
TOTAL	8062	4534	2167	1068	1396	4635	4291	900	957	760	24	28794



Dr. KAGNE. R.N
 DEAN
 SRI MANAKULA VINAYAGAR
 MEDICAL COLLEGE & HOSPITAL
 KALTHEERTHALKUPPAM,
 PUDUCHERRY-605107.



Dr. M. PRAESH, M.B.S., D.Urdu, D.M.B., D.M.D.,
 Medical Superintendent
 Sri Manakula Vinayagar Medical College and Hospital,
 Kaltheerthalkuppam, Madagadipet,
 Puducherry-605107.

DEPARTMENT WISE OUT PATIENT STATISTICS FOR THE YEAR OF - 2020.

MONTH	G.MED	G.SUR	ORTHO	ENT	OPHTH	PAED	OBG	DENTAL	DERM	TB & CHE	PSYCHIATRY	CARDIO	NEPHRO	URO	PLAS.SUR	PAED.SUR	GAS ENTER	CTVS	NEL.SUR	NEURO	ONCO	CAS	TOT
Jan-20	9213	6599	5774	2937	2906	4559	5079	1920	2982	2256	2255	398	210	222	45	9	103	9	17	261	151	2,938	50,843
Feb-20	8866	6791	6005	2899	3085	4629	5223	1905	3112	2290	2162	425	233	283	47	4	215	5	15	326	155	2,998	51,673
Mar-20	6227	4830	4245	2082	2102	3354	3727	1408	2152	1654	1626	394	166	235	36	5	179	9	12	173	133	2,501	37,250
Apr-20	1032	196	199	91	42	158	225	27	50	6	120	8	5	11	0	0	1	3	1	2	8	774	2,959
May-20	721	371	427	162	49	192	403	59	124	22	108	48	18	54	2	1	10	9	9	32	48	718	3,587
Jun-20	1797	1016	1246	388	231	348	922	248	432	123	359	273	149	241	16	1	10	18	44	117	143	906	9,028
Jul-20	1828	1193	1243	409	304	483	981	269	425	269	364	201	21	213	17	7	10	13	54	75	140	978	9,497
Aug-20	2271	1114	1197	314	247	357	907	211	567	166	556	156	37	200	37	4	6	17	28	106	144	1191	9,833
Sep-20	3590	1518	1556	491	299	427	1110	271	676	275	738	208	105	265	30	21	11	32	39	92	191	1118	13,083
Oct-20	4050	1588	1713	531	371	529	1336	341	747	217	778	209	117	222	43	8	13	25	32	142	158	1154	14,324
Nov-20	2601	1551	1790	603	398	567	1192	304	785	192	767	197	125	225	45	12	14	27	31	138	211	1276	13,051
Dec-20	3353	1946	2445	950	504	671	1454	366	918	367	882	364	178	378	43	8	8	57	64	325	234	1196	16,711
TOTAL	45549	28713	27840	11857	10538	16274	22559	13329	29770	837	715	1364	1364	2549	361	80	580	224	366	1789	1716	17748	231839


DR. KAGNE. R.N.
 DEAN

Dr. M. Prakash, M.B.B.S., D.Ortho., D.N.B. (Ortho.)
 Medical Superintendent

ADMISSIONS STATISTICS DEPARTMENT WISE

FOR THE YEAR OF - 2020

MONTH	G.MED	G.SUR	ORTHO	ENT	OPHTH	PAED	OBS	DERM	TB & CHE	PSY	OTHERS	TOTAL
Jan-20	956	581	274	235	275	502	549	182	124	102	9	3789
Feb-20	928	666	318	207	290	528	570	182	133	112	9	3943
Mar-20	600	534	218	172	187	434	445	132	73	66	2	2863
Apr-20	76	13	5	0	0	175	170	0	0	0	2	441
May-20	104	15	13	0	0	193	198	0	1	1	0	525
Jun-20	156	152	27	0	0	191	216	2	0	4	5	753
Jul-20	219	154	37	4	0	215	232	5	56	7	1	930
Aug-20	575	162	44	3	0	194	217	1	76	3	2	1277
Sep-20	1143	139	29	7	0	203	222	0	23	6	4	1776
Oct-20	604	162	47	8	0	210	237	3	23	7	0	1301
Nov-20	235	211	59	15	0	213	238	1	11	0	0	983
Dec-20	340	279	98	22	0	237	262	1	26	7	4	1276
TOTAL	5936	3068	1169	673	752	3295	3556	509	546	315	38	19857



Dr. KAGNE, R.N.


 DEAN

 SRI MANAKULA VINAYAGAR

 MEDICAL COLLEGE & HOSPITAL,

 KAITHEERTHALKUPPAM,

 PUDUCHERRY-605107.



Dr. M. PRAGASH, M.B.B.S., D.Ortho., D.N.B., (Ortho)

 Medical Superintendent


 Sri Manakula Vinayagar Medical College and Hospital,


 Kaittheerthalkuppam, Madagadipet,

 Puducherry-605 107.

DEPARTMENT WISE OUT PATIENT STATISTICS FOR THE YEAR OF - 2019.

MONTH	G.MED	G.SUR	ORTHO	ENT	OPHTH	PAED	OBG	DENTAL	DERM	TB & CHE	PSYCHIATR	CARDIO	NEPHRO	URO	PLAS.	SURPAED.	SURFAS.	ENTE	CTVS	NEU. SUR	NEURO	ONCO	CAS	TOT
Jan-19	8030	6566	5880	2837	3146	4498	5054	1887	3006	2300	2106	480	87	208	16	16	123	18	17	138	93	2,882	49,388	
Feb-19	8944	6644	6064	2945	2993	4574	5114	1861	3201	2302	2186	597	93	226	22	20	132	32	19	215	73	2,882	51,139	
Mar-19	8842	6601	5895	3048	3144	4688	5133	1931	3124	2350	2233	770	99	488	36	21	351	84	78	595	161	2,956	52,628	
Apr-19	8766	6580	5931	3048	3318	4574	5182	1855	3020	2239	2193	552	150	302	39	20	248	42	18	705	163	2846	51,791	
May-19	9001	6739	5935	2995	3260	4744	5271	1890	3131	2363	2162	389	256	375	37	31	207	36	17	632	174	2947	52,592	
Jun-19	8262	6676	5818	2850	3340	4567	5079	1800	3003	2239	2140	460	173	357	49	30	173	35	24	527	147	3,015	50,764	
Jul-19	8779	6891	6214	3161	3371	4929	5193	1889	3235	2319	2264	645	142	443	35	25	184	27	14	567	167	2,974	53,468	
Aug-19	8716	6791	6145	3046	3144	4801	5084	1882	3101	2251	2197	430	148	374	33	27	169	29	21	509	158	3027	52,083	
Sep-19	8884	6730	5960	3039	3466	4882	5036	1893	3115	2306	2172	531	155	289	17	30	167	18	16	292	117	3070	52,185	
Oct-19	10289	6931	5956	2964	2921	4794	5199	1857	3453	2329	2301	359	176	285	20	24	167	22	17	224	101	3274	53,663	
Nov-19	11774	7443	6690	2958	2472	4758	5680	2035	3139	2520	2257	769	242	334	53	15	206	21	19	360	152	2920	56,817	
Dec-19	12256	7912	7181	2662	2433	4635	5841	2099	2946	2620	2281	520	247	287	64	12	203	19	21	309	189	2950	57,687	


Dr. M. PRAGASH, M.B.S., D.Ortho., D.N.B., (Ortho)
 Medical Superintendent
 Sri Manakula Vinayagar Medical College and Hospital,
 Kalitheerthakuppam, Madagadipet,
 Puducherry-605 107.


Dr. KAAGNE. R.N
 DEAN
 SRI MANAKULA VINAYAGAR
 MEDICAL COLLEGE & HOSPITAL,
 KALITHEERTHAKUPPAM,
 PUDUCHERRY-605107.

ADMISSIONS STATISTICS DEPARTMENT WISE

FOR THE YEAR OF - 2019

MONTH	G.MED	G.SUR	ORTHO	ENT	OPHTH	PAED	OBS	DERM	TB & CHE	PSY	OTHERS	TOTAL
Jan-19	862	540	267	192	304	531	485	231	124	105	0	3641
Feb-19	899	606	266	184	306	528	514	225	140	103	0	3771
Mar-19	942	616	289	208	289	594	572	229	140	103	3	3985
Apr-19	908	645	286	203	348	570	546	212	129	113	4	3964
May-19	892	742	303	216	320	587	547	211	136	108	2	4064
Jun-19	918	759	287	209	301	490	489	192	117	115	6	3883
Jul-19	1100	775	321	234	377	519	606	225	129	126	18	4430
Aug-19	1022	644	309	269	315	554	515	201	125	118	3	4075
Sep-19	902	729	291	276	303	557	494	196	131	105	3	3987
Oct-19	1008	725	275	216	306	589	548	242	134	108	4	4155
Nov-19	901	736	256	191	287	577	528	233	137	102	2	3950
Dec-19	909	600	301	225	396	645	533	242	129	107	5	4092
TOTAL	11263	8117	3451	2623	3852	6741	6377	2639	1571	1313	50	47997

DR. KAONE. R.N.
 DEAN
 SRI MANAKULA VINAYAGAR
 MEDICAL COLLEGE & HOSPITAL,
 KALITHEERTHALKUPPAM,
 PUDUCHERRY-605107.

M. P. JAYASHANKAR, M.B.B.S., D.O., D.M.S., D.O. (Ortho.)
 Medical Superintendent
 Sri Manakula Vinayagar Medical College and Hospital,
 Kalitheerthalkuppam, Nadagadipet,
 Puducherry-605107.

DEPARTMENT WISE OUT PATIENT STATISTICS FOR THE YEAR OF - 2018.

MONTH	G-MED	G-SUR	ORTHO	ENT	OPHTH	PAED	OBG	DENTAL	DERM	TB & CHE	PSYCHIATR	CARDIO	NEPHRO	URO	PLAS. SUPPAED.	SURFAS. ENTEI	CTVS	NEU. SUR	NEURO	ONCO	CAS	TOT
Jan-18	9011	6886	6009	2808	3006	4432	5221	1839	3073	2361	2134	352	136	272	24	35	130	52	422	0	2,808	51,070
Feb-18	9474	7051	6262	2870	3120	4816	5345	1975	3162	2418	2200	541	218	381	49	49	212	40	612	0	2,621	53,497
Mar-18	9600	6993	6280	2936	3142	4796	5435	1951	3201	2444	2224	560	222	421	42	46	248	52	604	0	2,961	54,272
Apr-18	9400	6993	6209	2951	3106	4755	5317	1967	3168	2421	2163	609	247	450	45	43	261	47	602	106	2947	53,884
May-18	9399	6994	6230	3011	3044	4758	5302	1967	3220	2436	2149	576	223	510	70	30	283	91	451	170	2930	53,941
Jun-18	8523	6666	5803	2838	3057	4582	5183	1881	3045	2247	2102	494	207	480	35	23	210	59	444	104	2,911	50,974
Jul-18	8856	6662	5941	2993	3175	4589	5291	1912	3069	2283	2157	482	212	569	53	68	285	39	441	149	2,910	52,192
Aug-18	9014	6673	5774	2933	2968	4550	5023	1820	3026	2162	2075	485	221	454	34	30	247	43	340	150	2865	50,954
Sep-18	9705	6510	5836	2902	2969	4532	4992	1810	2993	2175	2039	644	108	315	27	47	141	45	189	95	2783	50,903
Oct-18	10552	6756	5764	2990	3198	4940	5197	1824	3156	2298	2113	565	127	315	52	45	86	19	142	104	2932	53,216
Nov-18	8536	6519	6622	2809	2863	4628	5099	1812	3092	2344	2136	338	118	299	34	31	90	10	152	88	2827	50,471
Dec-18	9418	7566	6637	2961	3026	4719	5184	2089	3127	2391	2215	912	182	280	24	28	176	23	219	120	2900	54,216
TOTAL	111488	82269	73367	35002	36674	56097	62589	22847	37332	27980	25707	6558	2221	4746	489	473	2369	520	4618	1086	34395	629590

Dr. KAGNE. R.N.
 DEAN
 SRI MANAKULA VINAYAGAR
 MEDICAL COLLEGE & HOSPITAL
 KALITHEERTHALKUPPAM,
 PUDUCHERRY-605107.



Dr. M. PRAKASH, M.B.S., D.Ortho., D.N.B., (Ortho)
 Medical Superintendent
 Sri Manakula Vinayagar
 Medical College and Hospital,
 Kalitheerthalkuppam, Madagadipet,
 Puducherry-605 107.

ADMISSIONS STATISTICS DEPARTMENT WISE

FOR THE YEAR OF - 2018.

MONTH	G.MED	G.SUR	ORTHO	ENT	OPHTH	PAED	OBS	DERM	TB & CHE	PSY	OTHERS	TOTAL
Jan-18	825	555	300	229	247	495	521	162	136	101	2	3573
Feb-18	896	524	252	177	255	538	524	159	132	117	1	3575
Mar-18	921	577	295	183	267	581	573	178	121	109	0	3805
Apr-18	868	602	271	173	266	481	524	151	117	101	1	3555
May-18	959	699	296	218	315	515	587	181	140	115	1	4026
Jun-18	873	599	217	176	255	469	477	165	127	106	4	3468
Jul-18	906	692	252	217	402	593	574	281	134	112	11	4174
Aug-18	827	632	239	200	354	548	499	241	117	89	8	3754
Sep-18	858	668	303	203	372	625	511	255	106	96	3	4000
Oct-18	1017	677	298	237	378	696	539	290	128	105	1	4366
Nov-18	951	584	272	204	336	610	525	276	146	88	0	3992
Dec-18	987	622	287	183	393	580	514	293	163	92	0	4114
TOTAL	10888	7431	3282	2400	3840	6731	6368	2632	1567	1231	32	46402


DR. KAGNE. R N
 DEAN
 SRI MANAKULA VINAYAGAR
 MEDICAL COLLEGE & HOSPITAL,
 KALITHEERTHAKUPPAM,
 PUDUCHERRY-605107.




Dr. N. PRAKASH, M.B.S., D.Ortho., D.N.B., (Ortho)
 Medical Superintendent
 Sri Manakula Vinayagar Medical College and Hospital,
 Kalitheerthakuppam, Madagadipet,
 Puducherry-605 107.

DEPARTMENT WISE OUT PATIENT STATISTICS FOR THE YEAR OF - 2017.

MONTH	G.MED	G.SUR	ORTHO	ENT	OPHTH	PAED	ORIG	DENTAL	DERM	TB & CHE/PSYCHIATR	CARDIO	NEPHRO	URO	PLAS. SUP/PAED. SUB/AS. ENTE	CTVS	NEU. SUR	NEURO	CAS	TOT			
Jan-17	8546	6356	5705	2413	2688	4299	4803	1800	2782	2101	1798	538	497	692	56	96	356	43	141	80	2,722	48,512
Feb-17	9587	6408	5962	2716	2809	4490	5004	1971	2806	2106	1878	680	584	546	66	55	346	38	99	306	2,504	50,961
Mar-17	10166	7348	6678	3090	3197	5007	5737	2124	3236	2408	2129	497	523	692	76	79	363	33	107	307	2,747	56,544
Apr-17	8776	6392	5809	2755	2844	4519	5087	1931	2872	2146	1955	798	432	565	61	59	283	40	79	272	2,767	50,442
May-17	8649	6636	5664	2871	2928	4723	5187	1899	2989	2183	2029	393	289	517	50	93	224	43	72	228	2,835	50,502
Jun-17	8877	6597	5807	2774	2958	4666	5096	1901	3022	2206	2070	397	234	492	56	41	195	27	49	212	2,749	50,426
Jul-17	9375	6585	5768	2731	2911	4755	5265	1915	3018	2190	2087	1130	182	509	32	53	313	24	68	233	2791	51,935
Aug-17	9054	6602	6232	2770	2934	4744	5126	1825	2957	2224	2030	769	283	671	27	70	218	27	84	348	2862	51,857
Sep-17	9640	7460	6420	2758	2890	4637	5240	1883	3161	2152	1984	1778	222	567	14	52	205	23	74	332	2860	54,352
Oct-17	9409	7140	6396	2713	2816	4607	5278	1873	3057	2108	2026	1005	168	581	20	34	232	15	57	381	2884	52,800
Nov-17	10087	7312	6398	2812	2992	4591	5334	1856	3198	2253	2096	2300	120	295	13	44	154	29	147	298	2716	55,045
Dec-17	9190	7321	6355	2973	3267	4666	5285	1834	3235	3099	2137	883	157	404	19	32	168	34	77	475	2797	54,408
TOTAL	111356	82157	73194	33376	35234	55704	62442	22812	36333	27176	24219	11168	3691	6531	490	708	3057	376	1054	3472	33234	627784


Dr. KAGNE. R.N
 DEAN
 SRI MANAKULA VINAYAGAR
 MEDICAL COLLEGE & HOSPITAL
 KALITHEERTHAKUPPAM,
 PUDUCHERRY-605107.



Dr. M. PRAGASH M.B.S., D.Ortho., D.N.B., (Ortho)
 Medical Superintendent
 Sri Manakula Vinayagar Medical College and Hospital,
 Kalitheerthakuppam, Maduraipet,
 Puducherry-605 107.

ADMISSIONS STATISTICS DEPARTMENT WISE

FOR THE YEAR OF - 2017.

MONTH	G.MED	G.SUR	ORTHO	ENT	OPHTH	PAED	OBS	DERM	TB & CHE	PSY	OTHERS	TOTAL
Jan-17	739	531	237	194	293	534	498	196	117	91	109	3539
Feb-17	790	526	213	208	302	521	501	204	127	80	70	3542
Mar-17	928	623	245	202	295	542	484	195	150	94	24	3782
Apr-17	881	637	264	217	348	512	542	225	121	94	7	3848
May-17	825	695	288	190	321	559	569	233	139	112	6	3937
Jun-17	816	636	276	195	320	536	521	218	123	115	1	3757
Jul-17	960	647	263	212	327	584	530	207	123	98	2	3953
Aug-17	944	627	279	205	322	576	539	228	126	101	2	3949
Sep-17	1038	612	283	189	320	642	510	224	123	88	1	4030
Oct-17	978	611	286	197	325	603	542	224	145	105	1	4017
Nov-17	938	615	304	195	326	556	547	227	115	99	0	3922
Dec-17	839	589	247	174	322	558	529	230	136	92	0	3716
TOTAL	10676	7349	3185	2378	3821	6723	6312	2611	1545	1169	223	45995

DR. KAGNE. R.N.
 DEAN
 SRI MANAKULA VINAYAGAR
 MEDICAL COLLEGE & HOSPITAL,
 KALITHEERTHALKUPPAM,
 PUDUCHERRY-605107.


 Dr. M. PRKASH, M.B.S., D.Ortho., D.N.B., (Ortho)
 Medical Superintendent
 Sri Manakula Vinayagar Medical College and Hospital,
 Kalitheerthalkuppam, Madagadipet,
 Puducherry-605 107.