

Medical Education Unit Feedback report

from various stakeholders(2021-2022)

The College council in our institution is involved in collecting regular feedback from students across all the four professional years. The feedback are obtained through the Medical Education Unit at the end of each professional year with the help of feedback forms designed to capture information about four major components namely, teaching, teachers, educational environment and infrastructure available on a five point Likert scale, Strongly Agree, Agree, Uncertain, Disagree and Strongly Agree. The results for each variable are expressed in frequencies and percentages. We calculated consensus score for each item and a score of more than 80% is considered to be good. Each component has five questions. We also obtain suggestions for further improvement. We follow anonymous data collection and maintain confidentiality of the data obtained.

At the end of first professional year, we collected feedback from 134 students. For the feedback about teaching, we obtained a score of 85% for lectures being regularly conducted, 79% for practical classes being regularly conducted and 78% for adequate hands-on training being given to students. Regarding feedback about teachers, the consensus score was 80% for teachers being well prepared for the class. Under educational environment, consensus score for good support system for students and sports and cultural activities conducted regularly were 68% and 66% respectively. The students were happy with the infrastructure and the consensus score was 81%.

At the end of second professional year, we collected feedback from 122 students. For the feedback about teaching, we obtained a score of 85% for lectures being regularly conducted, 77% for practical classes being regularly conducted and 78% for adequate hands-on training being given to students. Regarding feedback about teachers, the consensus score for teachers being well prepared for the class and good communication skills of teachers were 76% and 74% respectively. Under educational environment consensus score for conducive environment to concentrate and good support system for students and sports and cultural activities conducted regularly were 66% and 47% respectively. The students were happy with the infrastructure and the consensus score was 72%.

We collected feedback from 96 students at the end of third professional year using the same format of feedback forms. We found that the consensus score was 79% for lectures being regularly conducted. Regarding feedback about teachers, the consensus score for teachers being regular for their class and being well prepared for the class were 80% and 76% respectively. Under educational environment, consensus score for conducive environment to concentrate was 62% respectively. The students were happy with the infrastructure and the consensus score was 63%.

Ninety two students contributed to the feedback collected at the end of fourth professional year. We found that the consensus score was 68% for community based learning and it was 84% for clinical cases being adequately discussed. The students expressed satisfaction about the knowledge of teachers and for being well prepared for classes.

TRUE COPY ATTESTED

DEAN
SRI MANAKULA VINAYAGAR
MEDICAL COLLEGE & HOSPITAL
KALITHEERTHAKUPPAM,
MADAGADI PET, PUOUCHERY-605 117.

Medical education unit
Feedback report from various stakeholders (2020-2021)

The college council in our institution is involved in collecting regular feedback from students across all the four professional years. The feedback are obtained through the medical education unit at the end of each professional year with the help of feedback forms designed to capture information about four major components namely, teaching, teachers, educational environment and infrastructure available on a five point Likert scale, strongly agree, agree, uncertain, disagree and strongly agree. The results for each variable are expressed in frequencies and percentages. We calculated consensus score for each item and a score of more than 80% is considered to be good. Each component has five questions. We also obtain suggestions for further improvement. We follow anonymous data collection and maintain confidentiality of the data obtained.

At the end of first professional year, we collected feedback from 140 students. For the feedback about teaching, we obtained score of 85% for lectures being regularly conducted, 80% for practical classes being regularly conducted and 79% for adequate hands-on training being given to students. Regarding feedback about teachers, the consensus score was 80% for teachers being well prepared for the class. Under educational environment, consensus score for good support system for students and sports and cultural activities conducted regularly were 69% and 67% respectively. The students were happy with the infrastructure and the consensus score was 81%.

At the end of second professional year, we collected feedback from 120 students. For the feedback about teaching, we obtained a score of 86% for lectures being regularly conducted, 78% for practical classes being regularly conducted and 79% for adequate hands-on training being given to students. Regarding feedback about teachers, the consensus score for teachers being well prepared for the class and good communication skills of teachers were 77% and 75% respectively. Under educational environment, consensus score for conducive environment to concentrate and good support system for students and sports and cultural activities conducted regularly were 68% and 48% respectively. The students were happy with the infrastructure and the

Consensus score was 72%.

We collected feedback from 94 students at the end of third professional year using the same

format of feedback forms, we found that the consensus score was 79% for lectures being regularly conducted.

Regarding feedback about teachers, the consensus score for teachers being regular for their class and being well prepared for the class were 80% and 76% respectively. Under educational environment, consensus score for conducive environment to concentrate was 62% respectively. The students were happy with the infrastructure and the consensus score was 64%.

Ninety students contributed to the feedback collected at the end of fourth professional year. we found that the consensus score was 68% for community based learning and it was 84% for clinical cases being adequately discussed. The students expressed satisfaction about the knowledge of teachers and for being well prepared for classes.

TRUE COPY ATTESTED

DEAN
SRI MANAKULA VINAYAGAR
MEDICAL COLLEGE & HOSPITAL
KALITHEERTHAL KUPPAM,
MADAGADIPET, KULUCHERRY-695 157.

Medical Education Unit

Feedback report from various stakeholders (2019-2020)

The College council in our institution is involved in collecting regular feedback from students across all the four professional years. The feedback are obtained through the Medical Education Unit at the end of each professional year with the help of feedback forms designed to capture information about four major components namely, teaching, teachers, educational environment and infrastructure available on a five point Likert scale, Strongly Agree, Agree, Uncertain, Disagree and Strongly Agree. The results for each variable are expressed in frequencies and percentages. We calculated consensus score for each item and a score of more than 80% is considered to be good. Each component has five questions. We also obtain suggestions for further improvement. We follow anonymous data collection and maintain confidentiality of the data obtained.

At the end of first professional year, we collected feedback from 129 students. For the feedback about teaching, we obtained a score of 86% for lectures being regularly conducted, 78% for practical classes being regularly conducted and 77% for adequate hands-on training being given to students. Regarding feedback about teachers, the consensus score was 81% for teachers being well prepared for the class. Under educational environment, consensus score for good support system for students and sports and cultural activities conducted regularly were 68% and 68% respectively. The students were happy with the infrastructure and the consensus score was 80%.

At the end of second professional year, we collected feedback from 117 students. For the feedback about teaching, we obtained a score of 85% for lectures being regularly conducted, 79% for practical classes being regularly conducted and 79% for adequate hands-on training being given to students. Regarding feedback about teachers, the consensus score for teachers being well prepared for the class and good communication skills of teachers were 78% and 76% respectively. Under educational environment, consensus score for conducive environment to concentrate and good support system for students and sports and cultural activities conducted regularly were 65% and 57% respectively. The students were happy with the infrastructure and the consensus score was 71%.

We collected feedback from 90 students at the end of third professional year using the same format of feedback forms. We found that the consensus score was 74% for lectures being regularly conducted. Regarding feedback about teachers, the consensus score for teachers being regular for their class and being well prepared for the class were 80% and 78% respectively. Under educational environment, consensus score for conducive environment to concentrate was 66% respectively. The students were happy with the infrastructure and the consensus score was 63%.

Ninety one students contributed to the feedback collected at the end of fourth professional year. We found that the consensus score was 66% for community based learning and it was 78% for clinical cases being adequately discussed. The students expressed satisfaction about the knowledge of teachers and for being well prepared for classes.

TRUE COPY ATTESTED

Medical Education Unit

Feedback report from various stakeholders (2018-2019)

The College council in our institution is involved in collecting regular feedback from students across all the four professional years. The feedback are obtained through the Medical Education Unit at the end of each professional year with the help of feedback forms designed to capture information about four major components namely, teaching, teachers, educational environment and infrastructure available on a five point Likert scale, Strongly Agree, Agree, Uncertain, Disagree and Strongly Agree. The results for each variable are expressed in frequencies and percentages. We calculated consensus score for each item and a score of more than 80% is considered to be good. Each component has five questions. We also obtain suggestions for further improvement. We follow anonymous data collection and maintain confidentiality of the data obtained.

At the end of first professional year, we collected feedback from 123 students. For the feedback about teaching, we obtained a score of 85% for lectures being regularly conducted, 78% for practical classes being regularly conducted and 77% for adequate hands-on training being given to students. Regarding feedback about teachers, the consensus score was 79% for teachers being well prepared for the class. Under educational environment, consensus score for good support system for students and sports and cultural activities conducted regularly were 68% and 66% respectively. The students were happy with the infrastructure and the consensus score was 78%.

At the end of second professional year, we collected feedback from 114 students. For the feedback about teaching, we obtained a score of 84% for lectures being regularly conducted, 78% for practical classes being regularly conducted and 78% for adequate hands-on training being given to students. Regarding feedback about teachers, the consensus score for teachers being well prepared for the class and good communication skills of teachers were 77% and 75% respectively. Under educational environment, consensus score for conducive environment to concentrate and good support system for students and sports and cultural activities conducted regularly were 68% and 63% respectively. The students were happy with the infrastructure and the consensus score was 71%.

We collected feedback from 88 students at the end of third professional year using the same format of feedback forms. We found that the consensus score was 74% for lectures being regularly conducted. Regarding feedback about teachers, the consensus score for teachers being regular for their class and being well prepared for the class were 80% and 77% respectively. Under educational environment, consensus score for conducive environment to concentrate was 62% respectively. The students were happy with the infrastructure and the consensus score was 63%.

Eighty seven students contributed to the feedback collected at the end of fourth professional year. We found that the consensus score was 65% for community based learning and it was 77% for clinical cases being adequately discussed. The students expressed satisfaction about the knowledge of teachers and for being well prepared for classes.

End of Year1FeedbackfromStudentsatSMVMCH (2022)

N= 134

TEACHING	Strongly agree	Agree	Uncertain	Disagree	Strongly Disagree	Weighted average	consensus
Lectures were regularly conducted	101 (78.0)	26(19.5)	7(2.4)	0(0.0)	0(0.0)	1.38	85.08%
Practical demos were regularly conducted	74(56.1)	53(39.8)	5(2.4)	2(1.6)	0(0.0)	1.59	79.58%
Adequate hands-on training is regularly given	45(28.5)	65(52.8)	20(15.4)	2(1.6)	2(0.8)	2.03	78.69%
Teaching improved my confidence in study	33(22.0)	50(40.7)	39(27.6)	11(8.9)	1(0.8)	2.37	68.10%
Teaching schedule was welltime-tabled	53(39.0)	56(44.7)	21(13.0)	4(3.3)	0(0.0)	1.90	74.13%

TEACHERS	Strongly agree	Agree	Uncertain	Disagree	Strongly Disagree	Weighted average	consensus
The teachers were knowledgeable	73(55.3)	51(39.0)	10(5.7)	0(0.0)	0(0.0)	1.61	77.76%
The teachers have good communication skills	58(39.0)	63(50.4)	12(9.8)	1(0.8)	0(0.0)	1.85	77.33%
The teachers were well prepared for the class	60(44.7)	67(51.2)	7(4.1)	0(0.0)	0(0.0)	1.70	80.10%
The teachers Were regular for their class	76(57.7)	49(35.0)	8(6.5)	0(0.0)	1(0.8)	1.68	75.85%
The teachers provided adequate feedbacks	33(18.7)	49(39.0)	37(30.1)	14(11.4)	1(0.8)	2.66	66.06%

TRUE COPY ATTESTED

DEAN
 SRI MANAKULA VINAYAGAR
 MEDICAL COLLEGE & HOSPITAL
 KALITHEERTHALKUPPAM,
 MADAGADIPET, PUDUCHERRY-605 107.

EDUCATIONAL ENVIRONMENT	Strongly agree	Agree	Uncertain	Disagree	Strongly Disagree	Weighted average	consensus
Overall, atmosphere was helpful form learning	34(19.5)	56(45.5)	32(25.2)	8(6.5)	4(3.3)	2.38	66.63%
I was able to Concentrate well	23(13.8)	56(45.5)	48(35.0)	7(5.7)	0(0.0)	2.45	72.72%
There was a good support system for students	25(16.3)	62(46.3)	32(25.2)	12(9.8)	2(1.6)	2.52	68.70%
Activities such as sports\cultural events were conducted as scheduled	38(30.9)	60(43.9)	22(13.8)	11(8.9)	3(2.4)	2.34	66.53%

INFRASTRUCTURE	Strongly agree	Agree	Uncertain	Disagree	Strongly Disagree	Weighted average	consensus
Adequate infrastructure are available for learning	45(30.9)	70(54.5)	15(12.2)	4(2.1)	0(0.0)	2.07	80.95%
Classrooms are comfortable	60(44.7)	60(44.7)	11(8.9)	3(1.6)	0(0.0)	1.78	75.53%
Laboratories are well equipped	34(23.6)	68(55.3)	21(13.0)	10(7.3)	1(0.8)	2.26	74.77%
Library has adequate resources	52(34.1)	53(43.1)	16(13.0)	12(8.9)	1(0.8)	2.03	69.83%
Wi-Fi\digital library was available throughout	15(8.1)	36(28.5)	38(26.8)	28(22.0)	18(14.6)	3.33	56.04%

TRUE COPY ATTESTED


DEAN
SRI MANAKULA VINAYAGAR
MEDICAL COLLEGE & HOSPITAL
KALITHEERTHALKUPPAM,
MADAGADIPET, PUDUCHERRY-605 107.

End of Year2FeedbackfromStudentsatSMVMCH (2022)

N= 122

TEACHING	Strongly agree	Agree	Uncertain	Disagree	Strongly Disagree	Weighted average	consensus
Lectures were regularly conducted	87(73.7)	34(25.4)	1(0.9)	0(0.0)	0(0.0)	1.45	85.54%
Practical demos were regularly conducted	57(44.7)	58(49.1)	6(5.3)	1(0.9)	0(0.0)	1.78	77.87%
Adequate hands-on training is regularly given	19(13.2)	71(58.8)	26(22.8)	4(3.5)	0(0.0)	2.24	78.77%
Teaching improved my confidence in study	23(14.9)	52(43.9)	37(32.5)	8(7.0)	2(1.8)	2.45	68.98%
Teaching schedule was Well time-tabled	54(44.7)	48(37.7)	15(13.2)	4(3.5)	1(0.9)	1.92	70.04%

TEACHERS	Strongly agree	Agree	Uncertain	Disagree	Strongly Disagree	Weighted average	consensus
The teachers were knowledgeable	52(40.4)	69(53.5)	6(5.3)	1(0.9)	0(0.0)	1.89	78.87%
The teachers have good communication skills	46(33.3)	59(49.1)	19(14.0)	3(2.6)	1(0.9)	2.03	74.78%
The teachers were well prepared for the class	51(40.4)	57(47.4)	20(12.3)	0(0.0)	0(0.0)	2.00	76.83%
The teachers Were regular for their class	73(54.4)	43(37.7)	12(7.9)	0(0.0)	0(0.0)	1.78	77.03%
The teachers provided adequate feedbacks	31(21.1)	54(45.6)	34(25.4)	6(5.3)	3(2.6)	2.55	68.67%

TRUE COPY ATTESTED

 DEAN
 SRI MAHAKULA VINAYAGAR
 MEDICAL COLLEGE & HOSPITAL
 KALITHEERTHALKUPPAM,
 MADAGADIPET, PUDUCHERRY-605 107.

EDUCATIONAL ENVIRONMENT	Strongly agree	Agree	Uncertain	Disagree	Strongly Disagree	Weighted average	consensus
Overall, atmosphere was helpful for my learning	31(21.1)	60(51.8)	20(17.5)	6(5.3)	5(4.4)	2.53	67.72%
I was able to Concentrate well	22(14.9)	58(50.9)	28(21.9)	12(10.5)	2(1.8)	2.43	68.30%
There was a good support system for students	25(14.9)	57(50.0)	23(20.2)	11(9.6)	6(5.3)	2.56	66.36%
Activities such as sports\cultural events were conducted as scheduled	33(23.7)	40(33.3)	19(16.7)	15(13.2)	15(13.2)	2.70	47.76%

INFRASTRUCTURE	Strongly agree	Agree	Uncertain	Disagree	Strongly Disagree	Weighted average	consensus
Adequate infrastructure are available for learning	32(23.7)	69(57.9)	10(7.9)	6(5.3)	5(4.4)	2.35	72.24%
Classrooms are comfortable	36(25.4)	46(39.5)	13(11.4)	10(8.8)	17(14.9)	2.65	46.33%
Laboratories are Well equipped	38(28.1)	54(47.4)	20(15.8)	7(6.1)	3(2.6)	2.24	69.44%
Library has adequate resources	51(41.2)	45(36.0)	16(14.0)	5(4.4)	5(4.4)	2.03	63.47%
Wi-Fi\digital library was available throughout	28(21.1)	33(28.9)	26(19.3)	18(15.8)	17(14.9)	2.88	45.93%

TRUE COPY ATTESTED

DEAN
SRI MANAKULA VINAYAGAR
MEDICAL COLLEGE & HOSPITAL
KALITHEERTHALKUPPAM,
MADAGADIPET, PUDUCHERRY-605 107.

End of Year 3 Feedback from Students at SMVMCH(2022)

N= 96

TEACHING	Strongly agree	Agree	Uncertain	Disagree	Strongly Disagree	Weighted average	consensus
Lectures were regularly conducted	46(48.9)	47(47.7)	1(1.1)	0(0.0)	2(2.3)	1.76	78.54%
Practical demos were regularly conducted	29(29.5)	41(44.3)	16(14.8)	8(9.1)	1(1.1)	2.20	69.95%
Adequate hands-on training is regularly given	13(10.2)	25(23.9)	20(22.7)	22(25.0)	16(18.2)	3.33	55.77%
Teaching improved my confidence in study	9(8.0)	38(36.4)	25(28.4)	18(20.5)	6(6.8)	2.93	61.34%
Teaching schedule was Well time-tabled	17(17.0)	46(47.7)	19(19.3)	9(10.2)	5(5.7)	2.53	61.65%

TEACHERS	Strongly agree	Agree	Uncertain	Disagree	Strongly Disagree	Weighted average	consensus
The teachers were knowledgeable	34(36.4)	53(55.7)	6(4.5)	3(3.4)	0(0.0)	1.88	77.63%
The teachers have good communication skills	20(20.5)	58(59.1)	13(14.8)	3(3.4)	2(2.3)	2.23	76.03%
The teachers were well prepared for the class	16(14.8)	57(62.5)	18(17.0)	4(4.5)	1(1.1)	2.35	77.53%
The teachers Were regular for their class	23(21.6)	55(60.2)	13(12.5)	5(5.7)	0(0.0)	2.23	79.78%
The teachers provided adequate feedbacks	13(10.2)	26(25.0)	31(35.2)	19(21.6)	6(6.8)	2.96	62.45%

TRUE COPY ATTESTED

DEAN
SRI MANAKULA VINAYAGAR
MEDICAL COLLEGE & HOSPITAL,
KALITHREERTHALKUPPAM,
MADAGADIPET, PUDUCHERRY-605 007.

EDUCATIONAL ENVIRONMENT	Strongly agree	Agree	Uncertain	Disagree	Strongly Disagree	Weighted average	consensus
Overall, atmosphere was helpful for my learning	7(5.7)	43(44.3)	30(31.8)	8(9.1)	7(8.0)	2.75	64.24%
I was able to Concentrate well	8(4.5)	44(45.5)	27(30.7)	11(12.5)	5(5.7)	2.72	65.93%
There was a good support system for students	9(6.8)	30(28.4)	29(33.0)	17(19.3)	10(11.4)	3.20	61.64%
Activities such as sports\cultural events were conducted as scheduled	21(19.3)	38(38.6)	17(19.3)	9(10.2)	9(10.2)	2.64	55.23%

INFRASTRUCTURE	Strongly agree	Agree	Uncertain	Disagree	Strongly Disagree	Weighted average	consensus
Adequate infrastructure are available for learning	16(2.3)	52(55.7)	11(10.2)	10(11.4)	5(5.7)	2.53	63.74%
Classrooms are comfortable	19(18.2)	45(45.5)	17(19.3)	6(6.8)	8(9.1)	2.66	57.96%
Laboratories are well equipped	16(15.9)	51(53.4)	13(12.5)	6(6.8)	8(9.1)	2.53	59.72%
Library has adequate resources	27(28.4)	44(45.5)	8(6.8)	8(9.1)	8(9.1)	2.45	55.34%
Wi-Fi\digital library was available throughout	13(12.5)	37(37.5)	12(13.6)	22(22.7)	11(12.5)	2.95	49.70%

TRUE COPY ATTESTED

DEAN
SRI MANAKULA VINAYAGAR
MEDICAL COLLEGE & HOSPITAL
KALITHEERTHALKURPAM,
MADAGADIPET, PUDUCHERRY-605 107.

End of Year4 Feedback from Interns at SMVMCH(2022)

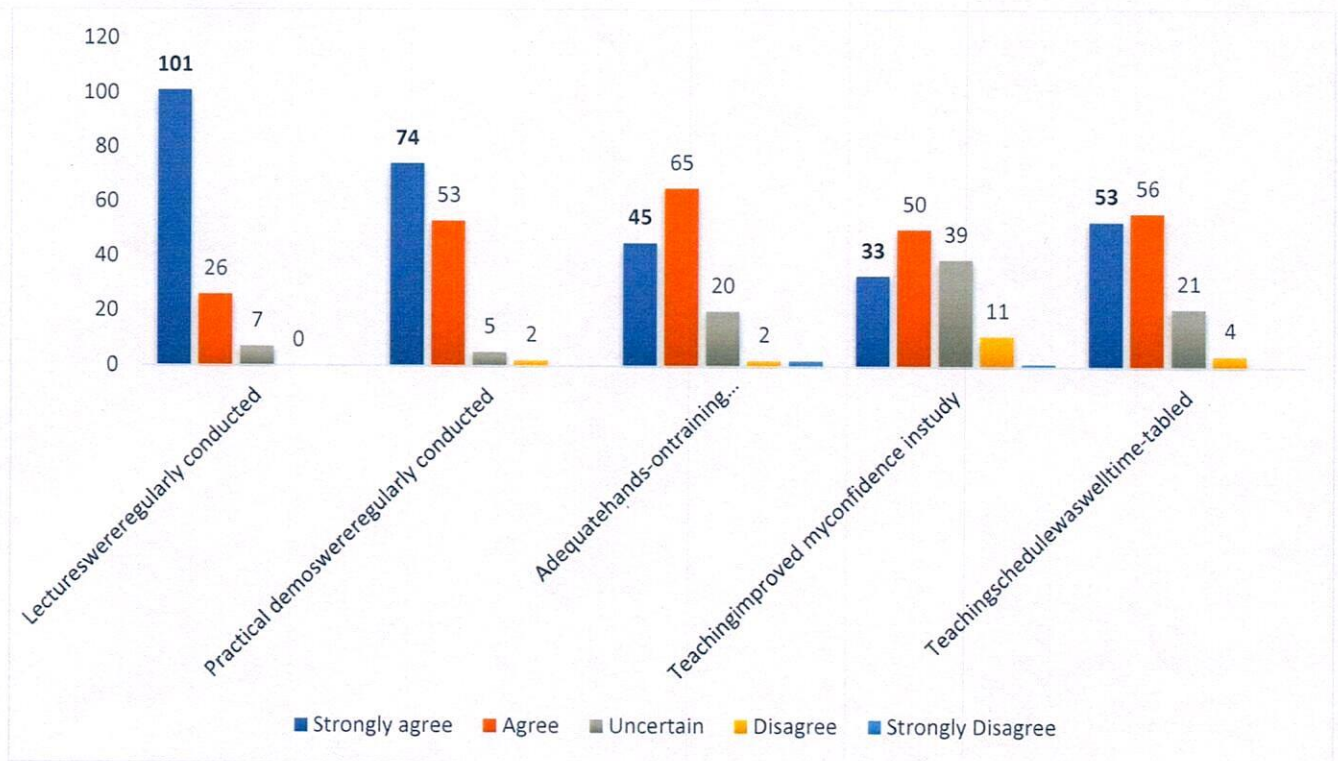
N= 92

TEACHING	Strongly agree	Agree	Uncertain	Disagree	Strongly Disagree	Weighted average	consensus
Lectures were regularly conducted	63(67.8)	28(31.0)	0(0.0)	1(1.1)	0(0.0)	1.66	81.45%
Practical demos were regularly conducted	29(27.6)	52(59.8)	7(8.0)	3(3.4)	0(0.0)	1.97	79.76%
Adequate hands-on training is regularly given	14(10.3)	39(44.8)	28(32.2)	9(10.3)	2(2.3)	2.56	68.03%
Teaching improved my confidence in study	12(10.3)	49(54.0)	24(27.6)	6(6.9)	0(0.0)	2.76	74.55%
Teaching schedule was Well time-tabled	38(37.9)	42(48.3)	7(8.0)	5(5.7)	0(0.0)	1.98	73.73%
Community-based teaching improved learning	18(17.2)	44(49.4)	22(25.3)	1(1.1)	7(6.9)	2.53	67.57%
Clinical postings were regularly implemented	35(36.8)	48(54.0)	6(5.7)	2(2.3)	0(0.0)	1.89	80.72%
Clinical cases were adequately discussed	23(20.7)	51(58.6)	11(12.6)	7(8.0)	0(0.0)	2.34	76.64%

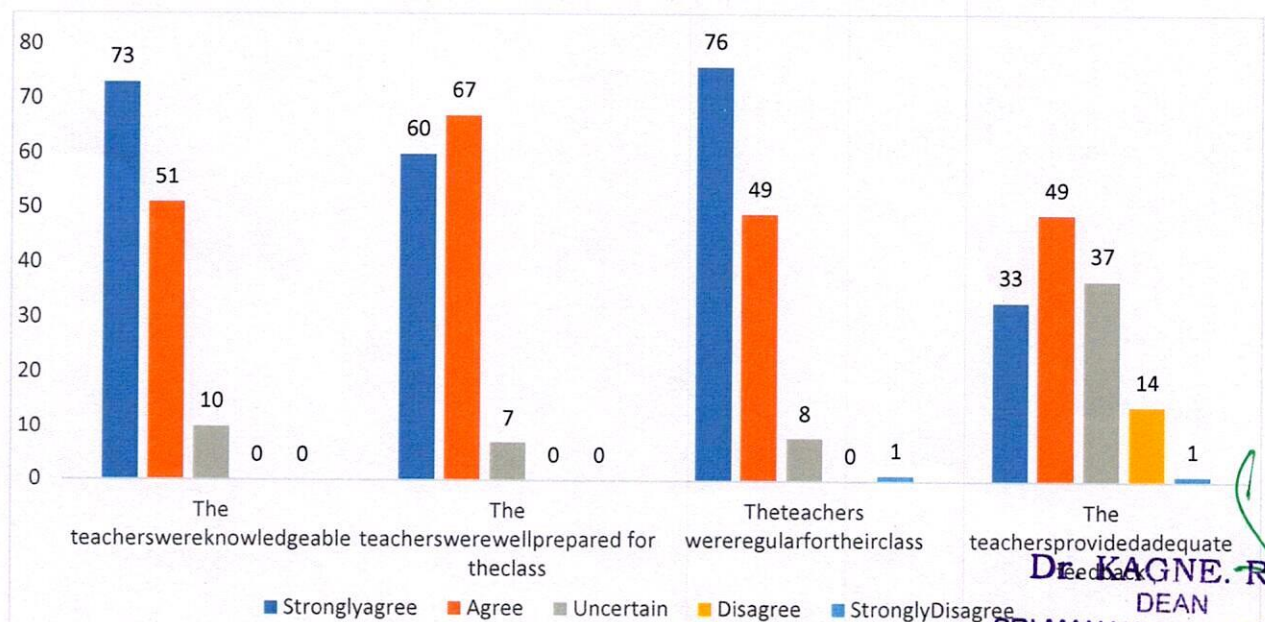
TEACHERS	Strongly agree	Agree	Uncertain	Disagree	Strongly Disagree	Weighted average	consensus
The teachers were knowledgeable	34(35.6)	48(54.0)	9(9.2)	1(1.1)	0(0.0)	1.87	78.25%
The teachers have good communication skills	21(18.4)	50(57.5)	18(20.7)	2(2.3)	1(1.1)	2.45	77.56%
The teachers were well prepared for the class	24(23.0)	50(56.3)	15(17.2)	1(1.1)	2(2.3)	2.34	77.05%

**END OF YEAR FEEDBACK FROM I YEAR STUDENTS (2022)
(ON TEACHING)**

N= 134

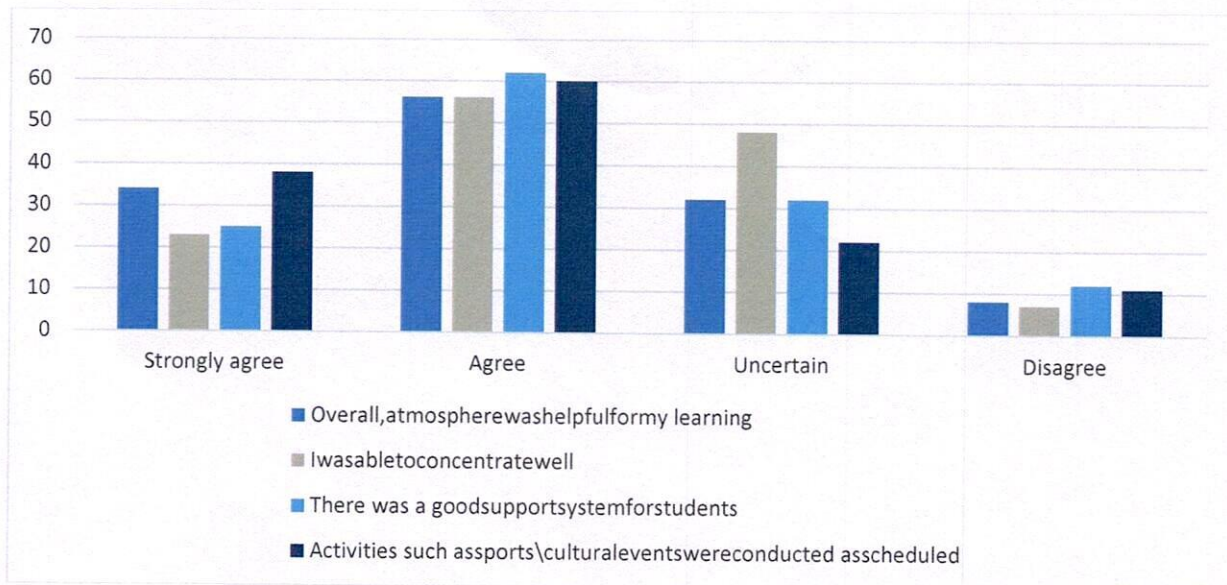


**END OF YEAR FEEDBACK FROM I YEAR STUDENTS (2022)
(ON TEACHERS) (N=134)**

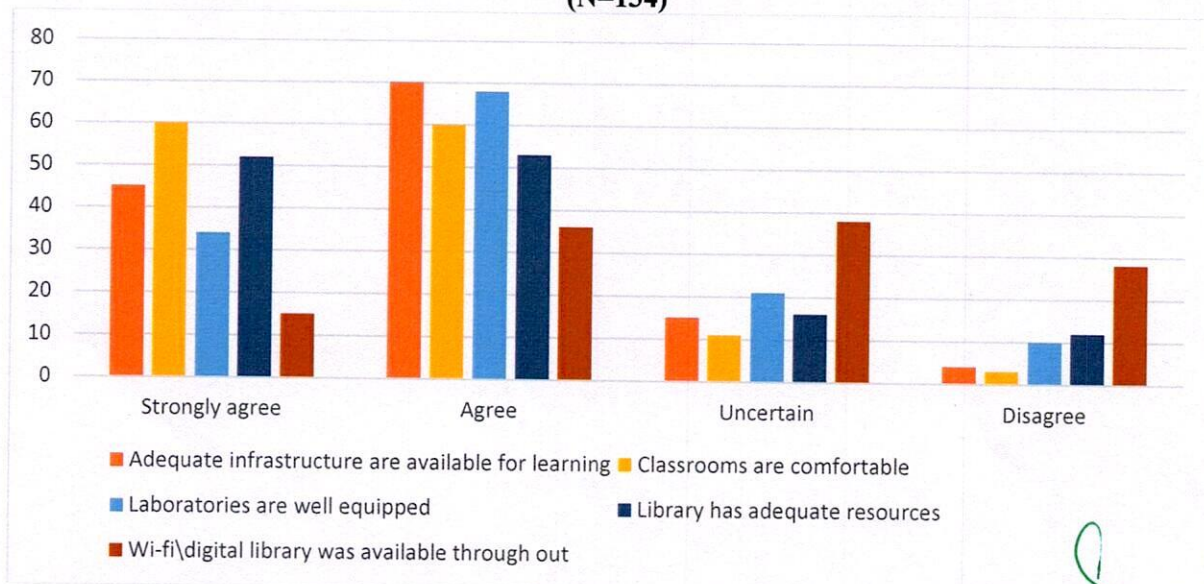



Dr. KAGNE. R.N
 DEAN
 SRI MANAKULA VINAYAGAR
 MEDICAL COLLEGE & HOSPITAL
 KALITHEERTHALKUPPAM,
 PUDUCHERRY-605107.

END OF YEAR FEEDBACK FROM I YEAR STUDENTS (2022)
(ON EDUCATIONAL ENVIRONMENT)
(N=134)



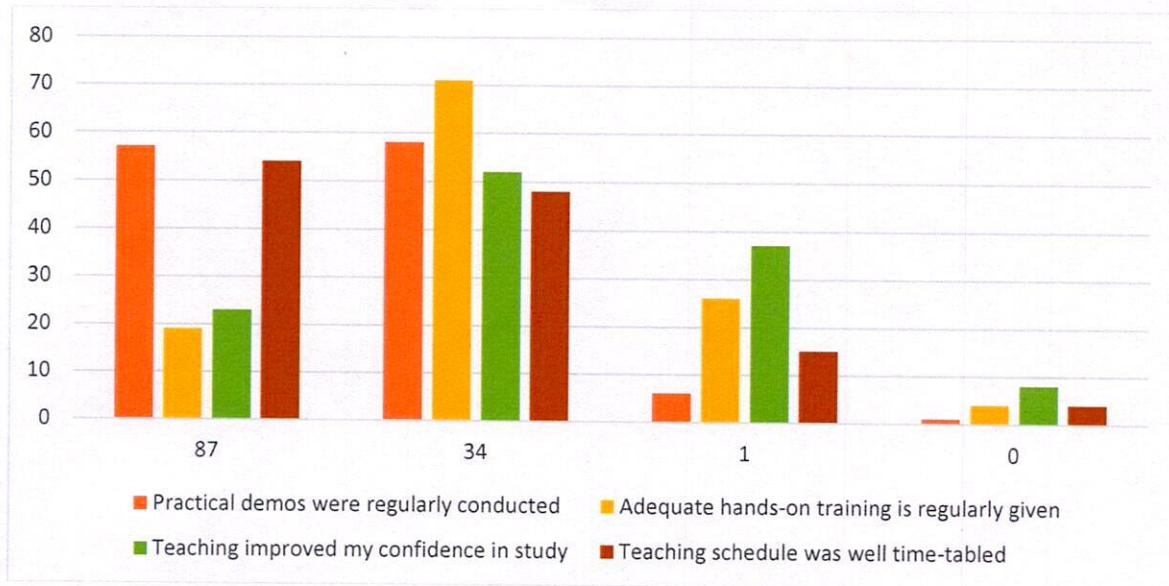
END OF YEAR FEEDBACK FROM I YEAR STUDENTS (2022)
(ON INFRASTRUCTURE)
(N=134)




Dr. KAGNE. R.N
 DEAN
 SRI MANAKULA VINAYAGAR
 MEDICAL COLLEGE & HOSPITAL
 KALITHEERTHALKUPPAM,
 PUDUCHERRY-605107.

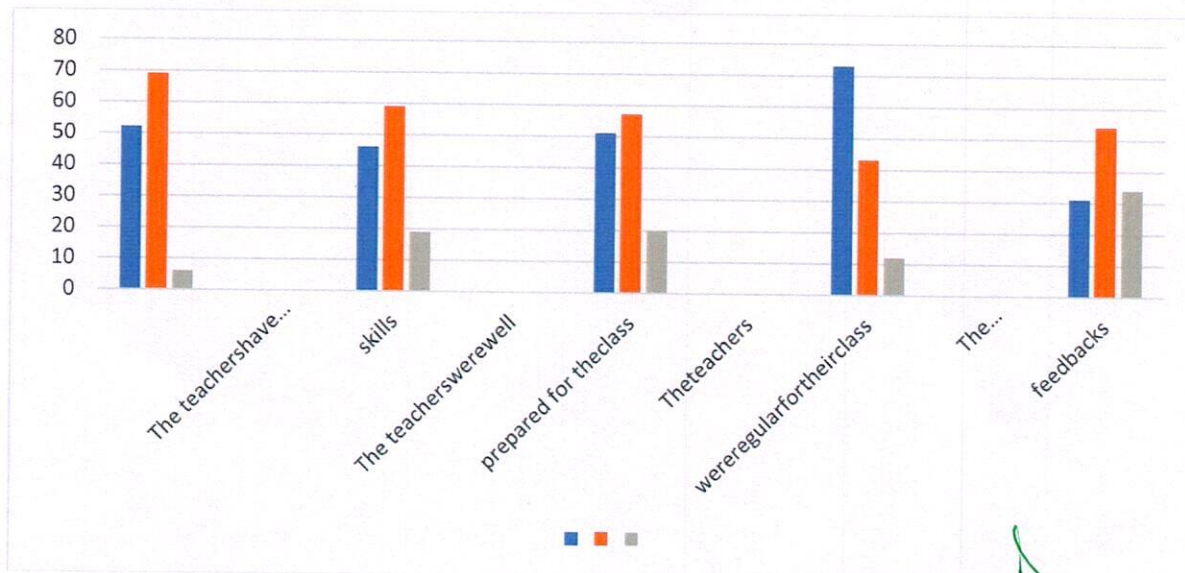
**END OF YEAR 2 FEEDBACK FROM STUDENTS AT SMVMCH (2022)
(ON TEACHING)**

N= 122



**END OF YEAR 2 FEEDBACK FROM STUDENTS AT SMVMCH (2022)
(ON TEACHERS)**

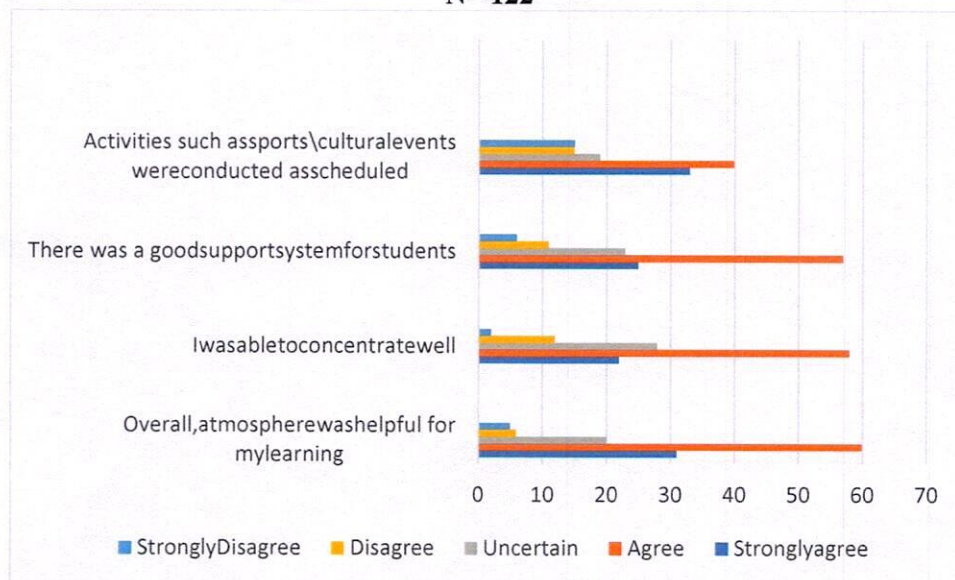
N= 122



Dr. KAGNE. R.N
 DEAN
 SRI MANAKULA VINAYAGAR
 MEDICAL COLLEGE & HOSPITAL
 KALITHEERTHALKUPPAM,
 PUDUCHERRY-605107.

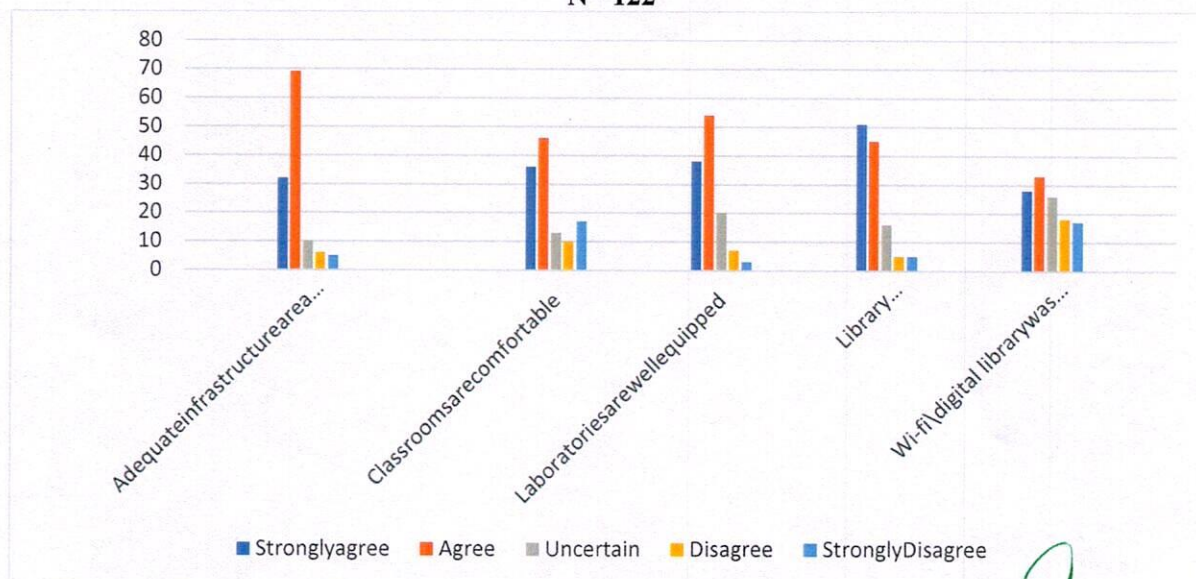
**END OF YEAR 2 FEEDBACK FROM STUDENTS AT SMVMCH (2022)
(ON EDUCATIONAL ENVIRONMENT)**

N= 122



**END OF YEAR 2 FEEDBACK FROM STUDENTS AT SMVMCH (2022)
(ON INFRASTRUCTURE)**

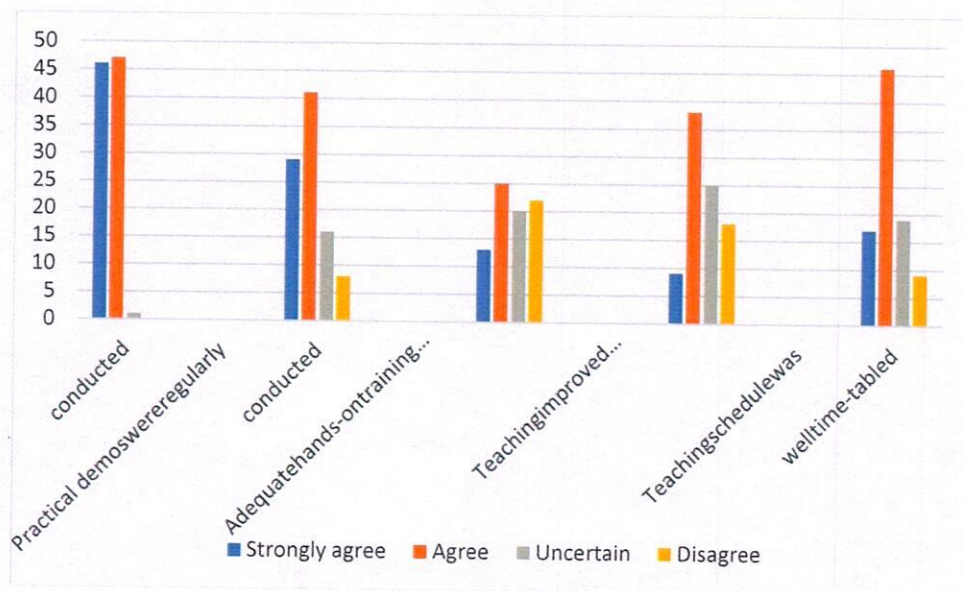
N= 122



Dr. KAGNE. R.N
 DEAN
 SRI MANAKULA VINAYAGAR
 MEDICAL COLLEGE & HOSPITAL
 KALITHEERTHALKUPPAM,
 PUDUCHERRY-605107.

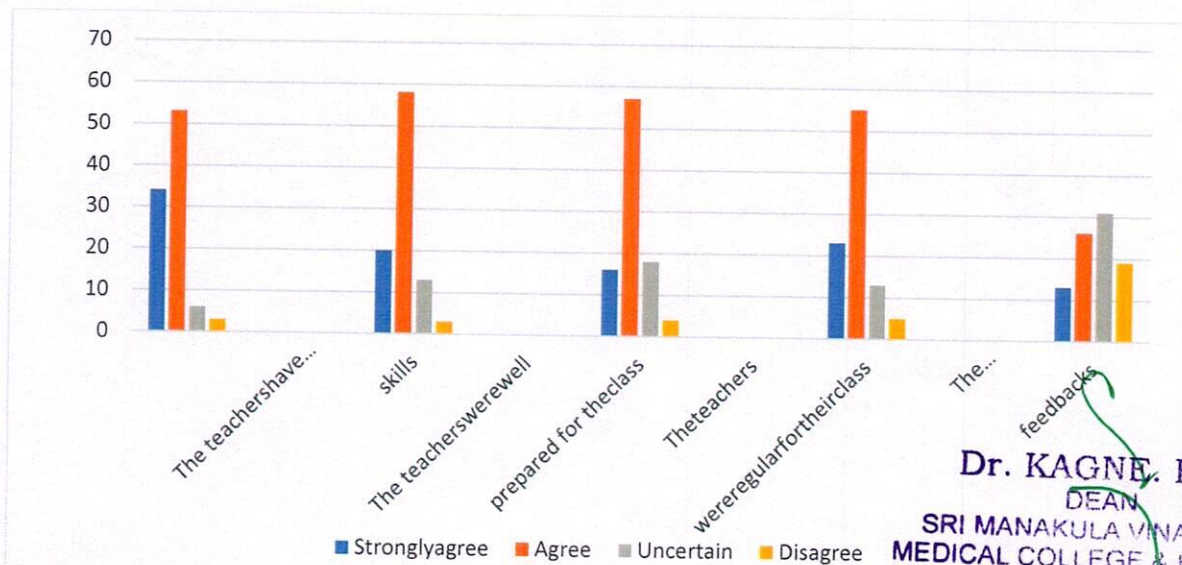
END OF YEAR 3 FEEDBACK FROM STUDENTS AT SMVMCH (2022) (ON TEACHING)

N= 96



END OF YEAR 3 FEEDBACK FROM STUDENTS AT SMVMCH (2022) (ON TEACHERS)

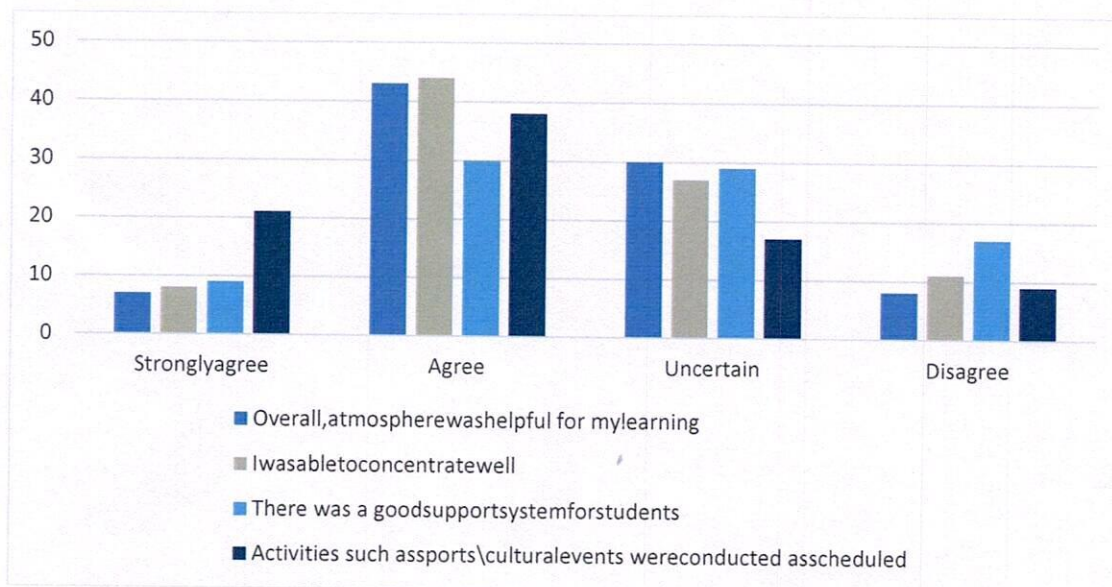
N= 96



Dr. KAGNE. R.N
 DEAN
 SRI MANAKULA VINAYAGAR
 MEDICAL COLLEGE & HOSPITAL
 KALITHEERTHALKUPPAM,
 PUDUCHERRY-605107.

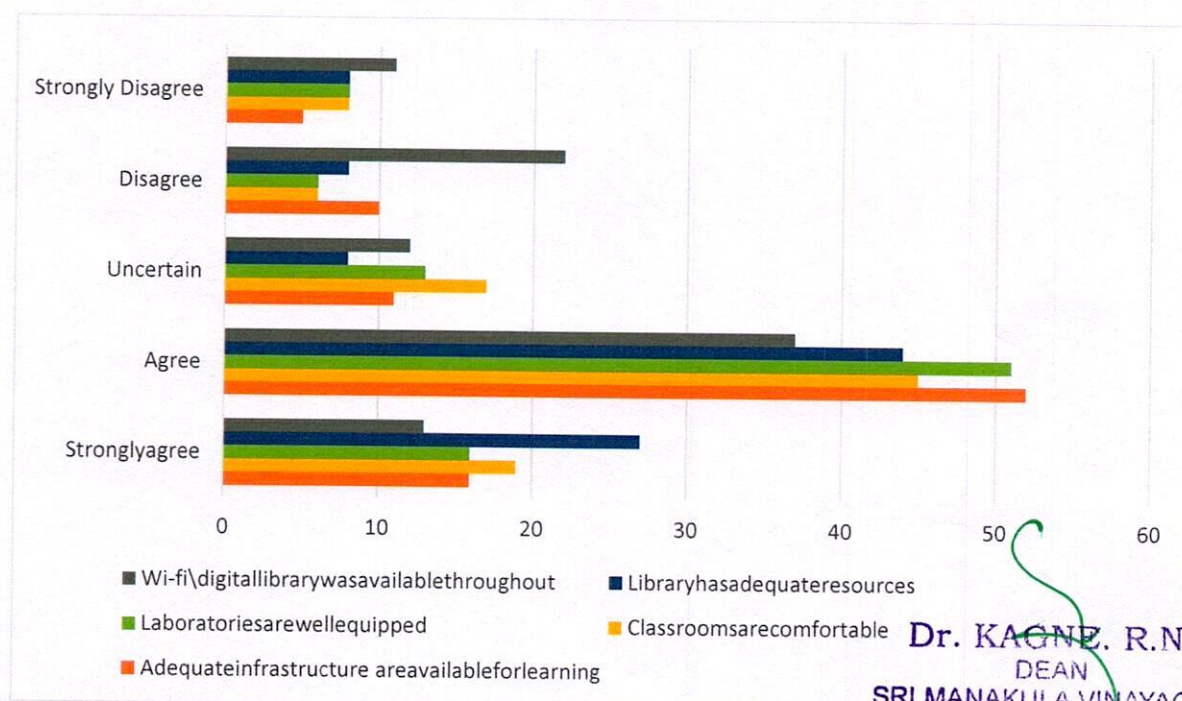
**END OF YEAR 3 FEEDBACK FROM STUDENTS AT SMVMCH (2022)
(ON EDUCATIONAL ENVIRONMENT)**

N= 96



**END OF YEAR 3 FEEDBACK FROM STUDENTS AT SMVMCH (2022)
(ON INFRASTRUCTURE)**

N= 96

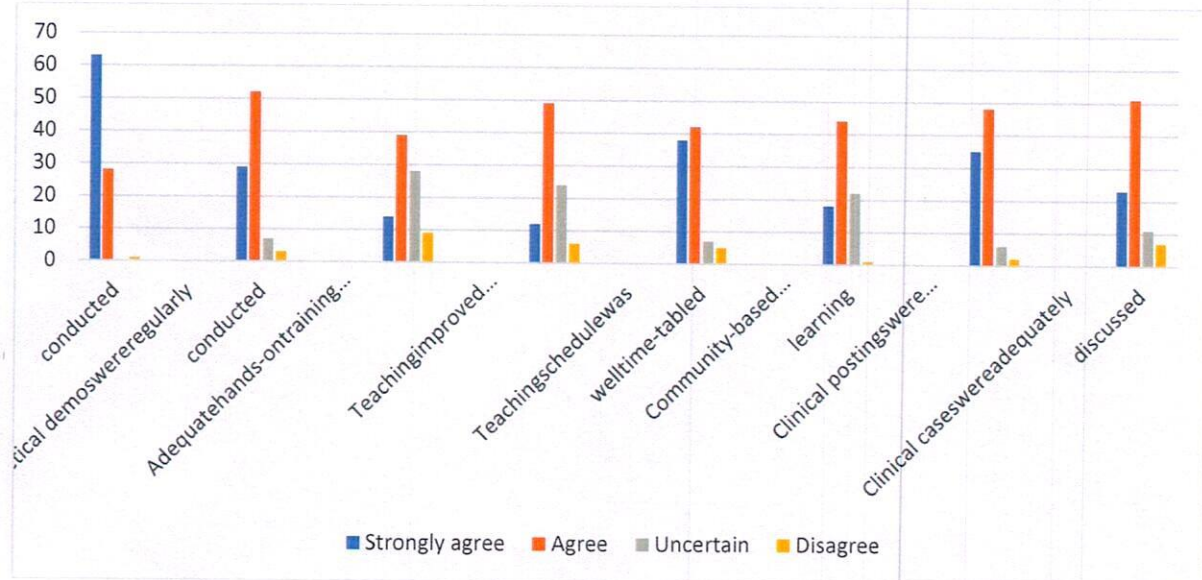


Dr. KAGNE. R.N
 DEAN
 SRI MANAKULA VINAYAGAR
 MEDICAL COLLEGE & HOSPITAL
 KALITHEERTHALKUPPAM,
 PUDUCHERRY-605107.

End of Year 4 Feedback from Interns at SMVMCH (2022)

(ON TEACHING)

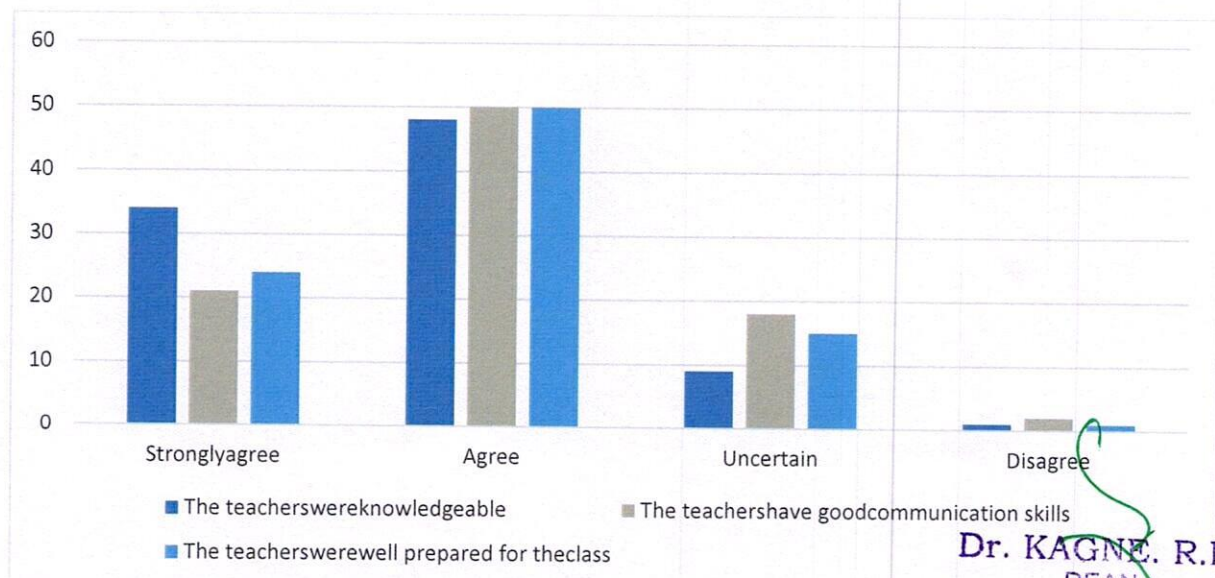
N= 92



End of Year 4 Feedback from Interns at SMVMCH (2022)

(ON TEACHERS)

N= 92



Dr. KAGNE. R.N
 DEAN
 SRI MANAKULA VINAYAGAR
 MEDICAL COLLEGE & HOSPITAL
 KALITHEERTHALKUPPAM,
 PUDUCHERRY-605107.

Based on the feedback received from the students, the College council took up most pressing issues from to time and actions taken to address them. Here are some of the actions taken.

Action report 2020

s.no	Problems identified	Actions taken
1	Need for feedback on students performance	Informed all HODs through College Council To incorporate feedback system
2	Less cultural activities for students	Number of days for cultural events extended and organizing responsibility handed over to students
3	To make more small group teachings	Informed Dean academic and necessary changes were done
4	Simulation based teaching can be introduced	Well equipped simulation lab has been set up.
5	Classrooms are uncomfortable due to High temperatures	Centralized air-conditioning facility has been done
6	To dedicate more time for clinical postings	Revision of time table has been made to make sure more time is available during Clinical postings to learn from patients
7	Clinical postings can be broken into smaller groups	All departments initiated the culture of Conducting clinics in small groups with active participation.
8	To promote learning of slow learners	College council requested all HODs to Conduct additional sessions for slow learners

Feedback from Parents

The feedback from parents was obtained with the help of feedback forms mailed to their individual mail id s and sent through students for those who could not access mail. The form consisted of 15 items and was created in consensus with administrators, College council and expert opinion from consultants. The items covered different areas including the admission procedure, infrastructure, assessment and feedback system for students, learning environment, support system and extra-curricular activities. The parents were requested to rate their satisfaction on a five point Likert scale, Excellent, Very Good, Good, Average, Poor and Not Applicable. We received feedback from 230 parents. Forty nine percentage of the parents rated the CENTAC admission procedure as "Good", followed by 28% as "Very good". Around 49% of the parents were satisfied with the infrastructure including lab facilities, canteen, ICT facilities and transport facilities. Another 36% of parents felt that the college had "good" counselling and guidance for students, good assessment and feedback system. Academic discipline was rated as "Excellent" by 28% of the parents. The facilities which needed improvement were hostel and canteen facilities.

TRUE COPY ATTESTED

DEAN
SRI MANAKULA VINAYAGAR
MEDICAL COLLEGE & HOSPITAL
KALITHEERTHAKUPPAM
MADAGADIPET, PUDUCHERRY-605 007.

Feedback obtained from parents(N=230)

S.No	Variables	Excellent n (%)	Very good n (%)	Good n (%)	Average n (%)	Poor n (%)	NA n (%)
1.	CENTAC admission procedure	30 (10.70)	65(28.26)	113 (49.13)	27(11.74)	5(2.17)	-
2.	Infrastructure and lab facility	24(10.43)	92 (37.65)	111 (49.26)	13(5.65)	-	-
3.	Canteen facility	9(3.91)	33 (12.3)	98(42.61)	80(34.78)	19(8.26)	1(0.43)
4.	Library	51(18.83)	96(41.74)	81(35.22)	10(4.35)	2(0.87)	-
5.	Hostel	4(1.74)	22 (8.39)	83 (35.91)	55(23.19)	25 (10.87)	51 (22.17)
6.	Transportation	26(10.13)	72(30.13)	102 (44.35)	18(7.83)	3(1.30)	19(8.26)
7.	Sports &cultural activities	17(7.39)	75 (30.06)	107 (46.52)	30(13.04)	9(3.91)	2(0.87)
8.	Student's counselling activities	33 (12.3)	75(32.61)	83(36.09)	40(17.39)	9(3.91)	-
9.	Student's counselling and guidance	19(8.26)	67 (28.78)	99(43.04)	49(21.03)	6(2.61)	-
10.	Information and Communication technology	22(9.57)	65(26.56)	115 (46.65)	36(15.65)	7(3.04)	-
11.	Academic Discipline	73 (27.78)	96(41.74)	69(30)	2(0.87)	-	-
12.	Improvement in soft skills	35 (11.07)	80(34.78)	100 (43.48)	23(10)	2(0.87)	-
13.	Examination system	51(22.17)	88(36.44)	84(36.52)	16(4.93)	1(0.43)	-
14.	Evaluation and feedback	35(13.45)	75(31.83)	100 (42.34)	28(12.17)	2(0.87)	-
15.	Preparation for Competitive exams	18 (8.48)	41(17.83)	93(40.43)	69(30)	18(7.83)	1(0.43)

TRUE COPY ATTESTED

DEAN
SRI MANAKULA VINAYAGAR
MEDICAL COLLEGE & HOSPITAL
KALITHEERTHALKUPPAM,
MADAGADIPET, PUDUCHERRY-605 107.

Feedback about Employee

As a part of the feedback system existing in our institution, we routinely collect feedback of students (undergraduates and postgraduates) from the employers (preferably the head of the institution/ head of the department) across various institutions in India (private/government) where the student is placed after passing out. The feedback are collected through online feedback forms on 13 items using a five point Likert scale, Excellent, Very Good, Good, Average and Poor. We collected feedback for about sixty three students who are employed or studying in different institutions in India and confidentiality of the data are maintained. Some of the key findings of the analysis are presented below in frequencies and percentages. The ability to contribute to the goal of the organization was rated as "Very good" for 42% followed by "Excellent" for 9% of the employees and "Good" for 44%. Majority of students were rated to have "Good" planning and organization skills. Forty six percentage of students had "Good" communication skills. The ability to solve workplace problems was rated as "Good" for 58% of the students. Innovativeness and creativity was rated "Good" for 56% students. Involvement in social activities was rated as "Good" for 47% of the students. Forty five percentage of the students were rated to have "Very good" respect for values in life.

Feedback about employee (N=66)

S. no	Items	Excellent (%)	Very Good n(%)	Good n(%)	Average n(%)	Poor n(%)	NA n(%)
1.	Ability to contribute to the goal of organization	6 (9.23)	27(41.98)	27(43.98)	5(8.06)	-	1(1.61)
2.	Planning and organization skills	9 (10.68)	23(37.10)	24(38.17)	8(12.90)	-	1(1.61)
3.	Communication skills and soft skills	8 (9.26)	26(37.56)	28(45.16)	7(11.29)	-	-
4.	Obedience and relationship with seniors	18(24.35)	28(43.55)	20 (27.65)	2(3.23)	1(1.61)	-
5.	Leadership, team spirit and initiative	9 (12.45)	19 (27.54)	28(45.16)	10 (16.52)	-	-
6.	Relationship with Peers/subordinates	9 (9.87)	35(56.86)	20(32.26)	2(3.23)	-	-

TRUE COPY ATTESTED

DEAN
SRI MANAKULA VINAYAGAR
MEDICAL COLLEGE & HOSPITAL
KALITHEERTHAL KUPPAM,
MADAGADIPET, PUDUCHERRY-605 007.

7.	Willingness to learn new techniques, adopt new ideas	14(17.56)	23(37.10)	24(38.71)	4(6.45)	-	-
8.	Ability to use workplace equipment	9 (12.98)	29(43.65)	24(37.16)	3(4.84)	-	-
9.	Ability to solve workplace problems	8 (9.03)	16(48.48)	35(58.45)	6(9.68)	-	-
10.	Innovativeness, creativity	6 (12.65)	17(25.87)	33(56.23)	10 (16.13)	-	-
11.	Involvement in social activities	10(14.11)	21(33.87)	28(47.16)	5(8.06)	2(3.23)	-
12.	Simplicity and sense of belongings	10 (14.76)	32(50.77)	22(33.43)	2(3.23)	-	-
13.	Respect for values in life	13(19.14)	29(45.26)	22(33.92)	2(3.23)	-	-

Feedback from Teachers

The process of receiving feedback from faculty at SMVMCH began with developing online google forms for easy administration and anonymous feedback collection. The form consisted of 15 items including satisfaction regarding course syllabus, teaching-learning methods, freedom to make innovations in teaching, infrastructure available and assessment methods. The items were generated based on consensus with administrators, College council and expert opinion. Each item was rated on a five point Likert scale from "Strongly Agree" through "Neither Agree nor Disagree" to "Strongly Disagree". The link for the google form so created was mailed to the personal email id s of individual faculty.

The results were summarized based on the responses provided and presented in frequencies and percentages. More than 40% of the faculty were very satisfied with three items namely: "the course/syllabi of the subjects taught by me increased my interest, knowledge and perspective in the subject area, tests and examinations are conducted well in time with proper coverage of all units in the syllabus and the college has given me full freedom to adopt new techniques / strategies of teaching such as group discussions, seminar presentations and learners' participation".

Around 75% of the faculty rated as "Agree" for the courses / syllabi taught to have a good balance between theory and application, 67% for well-defined objectives of the syllabi and 62% of the faculty felt that the books/journals etc. prescribed / listed as reference materials were relevant, updated and covered the entire syllabi. Around half of them reported that they had adequate freedom to adopt new techniques/strategies of testing and assessment of students, teacher friendly administration, adequate opportunities and support being provided to faculty members for upgrading their skills and qualifications and good ICT facilities in the college. A few percentage of the faculty expressed dissatisfaction about the canteen and washroom facilities.

Feedback obtained from Teachers (N=177)

s.n	Variables	Strongly agree n (%)	Agree n(%)	Neither Agree nor disagree n (%)	Disagree n (%)	Strongly disagree n (%)
1.	The courses /syllabi taught by me have a good Balance between theory and application	43 (22.96)	128(74.54)	1(0.6)	6(3.5)	2(1.2)
2.	The objectives of the syllabi are well defined	50 (33.5)	114(67.1)	8(4.7)	4(2.4)	4(2.4)
3.	The books/journals etc. prescribed / listed as reference materials are relevant, updated and cover The entire syllabi	50 (26.9)	106(62.4)	18 (8.6)	5(2.9)	1(0.6)
4.	The course/ syllabi of the subjects taught by me increased my interest, knowledge and perspective in the subject area	87 (46.3)	92(54.1)	1(0.6)	0	0
5.	The college has given me full freedom to adopt new techniques/strategies of teaching such as group discussions, seminar presentations and learners' participation	79(48.5)	87(51.2)	11 (6.5)	3(1.8)	0
6.	I have the freedom to adopt new techniques/strategies of testing and assessment of students	61 (50.0)	96(56.5)	14(8.2)	8(4.7)	1(0.6)
7.	Tests and examinations are conducted well in time With proper coverage of all units in the syllabus	88 (54.9)	85(50.0)	4(2.4)	1(0.6)	2(1.2)
8.	The prescribed books are available in the Library in Sufficient numbers	52 (28.6)	97(57.1)	20 (10.8)	8(4.7)	3(1.8)
9.	The environment in the College is conducive to Teaching and research	75 (48.2)	93(54.7)	8(4.7)	4(2.4)	0
10.	The administration is teacher friendly	70 (37.3)	100(58.8)	7(4.1)	2(1.2)	1(0.6)
11.	The college provides adequate opportunities and support to faculty members for upgrading their skills And qualifications	66(36.9)	100 (57.9)	9(5.3)	5(2.9)	0
12.	ICT facilities in the college are adequate and satisfactory	70 (45.3)	96(56.5)	12(7.1)	2(1.2)	0
13.	Separate staff canteen is available for Teachers in college	26(12.9)	66(36.9)	33(19.4)	44 (25.9)	11(6.5)
14.	Toilets/ washrooms are clean and properly maintained	47 (41.8)	80(47.1)	24(14.1)	22 (12.9)	7(4.1)
15.	The classrooms are clean and well maintained	74 (41.3)	94(55.3)	12 (6.1)	0	0

TRUE COPY ATTESTED

DEAN
SRI MANAKULA VINAYAGAR
MEDICAL COLLEGE & HOSPITAL
KALITHEERTHALKUPPAM,
MADAGADIPET, PUDUCHERRY-605 007.

Professional Feedback Report: 2021-22

The Internal Quality Assurance Cell (IQAC) of the Sri Manakula Vinayagar Medical College and Hospital, in association with the every department of the college collects professional feedback on curriculum and the method of conduct of exams in our college. A specified sample is taken for the analysis. A well designed and structured questionnaire has been used to collect the responses. All the examiners were given an opportunity to rate the curriculum and the facilities provided by the college.

The objective of the feedback is to analyze the importance and relevance of the course and curriculum, the mode of conduct of exam, recent updates in the curriculum and the infrastructure of the college

The professional feedback of the academic year 2021-22 was analyzed and it is given below. The views and opinions of the professionals about the curriculum in detail and the various facilities provided by the college are measured in a descriptive manner. The questionnaire contains 4 questions and each question is analyzed. 1) Relevance of the course and curriculum. Both the undergraduate and post graduate examiners were appreciating the adherence of our curriculum to both national and international standards. The relevance of the course and curriculum is rated highly by all the respondents. About 97% of the respondents (excellent- 65%, very good-15% and good 15% respectively) have rated the course and curriculum as relevant and extremely recommendable. Only 3% of the respondents rated it as average and none as poor. 2) Recent advancements added in the curriculum. This question was given with a descriptive option. 98% of the responders were positive with all the examiners agreeing to the fact. The availability of all the recent techniques for diagnostic and treatment purpose was highly satisfactory. 3) Co-curricular activities in the college. The co-curricular activities in the college are analyzed and all the respondents (excellent 85%, very good 10% and good 5% respectively) have opined that the activities of the college are extremely good. None of the respondents rated it as average and poor. 4) The mode of conduct of exam All the respondents (excellent 72%, very good 8% and good 20% respectively) have opined about the question on mode of conduct of exam as excellent. None of the respondents rated it as average and poor.

TRUE COPY ATTESTED


DEAN
SRI MANAKULA VINAYAGAR
MEDICAL COLLEGE & HOSPITAL
KALITHEERTHAKUPPAM,
MADAGADIPET, PUDUCHERRY-605 107.

very good 10% and good 5% respectively) have opined that the activities of the college are extremely good. Especially the culturals and simscon which is an educative conference which happens every year has kindled more innovative ideas in the wards at an very early stage. None of the respondents rated it as average and poor. 4) Influence of campus environment of the college in your life. All the respondents (excellent 72%, very good 8% and good 20% respectively) have opined about the question on influence of campus environment of the college in your life that the campus environment of the college has got tremendous influence on their life. None of the respondents rated it as average and poor. 5) Contribution of the college in the overall personality development. All the respondents' opinion about the question on the contribution of the college in the overall personality development (excellent 58%, very good 21% and good 21 %) is that the college has contributed well in to the overall personality development. None of the respondents rated it as average and poor. 6) Syllabus was job oriented. About 75% of the respondents (excellent 40%, very good 25%, and good 10%) responded positively to this question and opined that the syllabus was extremely job oriented. Only 15% rated it as average, and another 10% as poor. 7) Infrastructure and facilities provided by the college. Various suggestions to improve the hostel facilities with latest technology were also welcomed whole heartedly. All the respondents (excellent 85%, very good 10% and good 5%) responded positively to the question about infrastructure and facilities provided by the college and opined that the infrastructure and facilities provided by the college is extremely good. None of the respondents rated it as average and poor. 8) Mentorship programme was highly rated by all the responders with a maximum of 95% expressing their agreement towards it.

TRUE COPY ATTESTED

DEAN
SRI MANAKULA VINAYAGAR
MEDICAL COLLEGE & HOSPITAL
KALITHEERTHAL KUPPAM,
MADAGADIPET, PUDUCHERRY-605 107.

Alumni Feedback Report: 2021-22

The Internal Quality Assurance Cell (IQAC) of the Sri Manakula Vinayagar Medical College and Hospital, in association with the alumni associations of the college collects alumni feedback on syllabus and the facilities provided by the college annually. A specified sample is taken for the analysis. A well designed and structured questionnaire has been used to collect the responses. The members of the alumni associations were given an opportunity to rate the syllabus and the facilities provided by the college on a five scale measurement.

The objective of the feedback is to analyze the importance and relevance of the course and curriculum, the functional nature of the course, the co-curricular activities in the college, effectiveness of the mentorship program, opportunities of improvement, possibility of skill development program and the influence of campus environment of the college in their life. It also tries to evaluate the contribution of the college in their overall personality development, the career orientation of the syllabus, and also the infrastructure and facilities provided by the college.

The alumni feedback of the academic year 2021-22 was analyzed and it is given below. Efficiency of the syllabus, influence of the college on the development and availability of the facilities were the most pressing issues which was discussed in the feedback. The views and opinions of the alumni about the syllabus in detail and the various facilities provided by the college are measured in the five point scale (1-excellent, 2-very good, 3- good, 4-average, 5-poor). The questionnaire contains 9 questions and each question is analyzed. 1) Relevance of the course and curriculum. The relevance of the course and curriculum is rated highly by all the respondents. About 94% of the respondents (excellent- 65%, very good-15% and good 15% respectively) have rated the course and curriculum as relevant and extremely recommendable. Only 6% of the respondents rated it as average and none as poor. 2) The things that you would appreciate most about this institute. This question was given with a descriptive option. The vast knowledge of experience and clinical exposure was appreciated by 96% of the responders. Friendly environment and effective support system was also brought into notice by 85% of the responders. 3) Co-curricular activities in the college. The co-curricular activities in the college are analyzed and all the respondents (excellent 85%,

TRUE COPY ATTESTED

DEAN
SRI MANAKULA VINAYAGAR
MEDICAL COLLEGE AND HOSPITAL
KALITHEERTHALKOPPAM,
MADAGADIPET, PUDUCHERRY-605 107.

Feedback from External Examiners on curriculum and Syllabus

NAME: DR. UMADEVI
Date:

College: Mahatma Gandhi Medical
College & Hospital.

1. Curriculum is in line with that of MCI regulations

Yes, Curriculum is in line with that of
MCI regulations - Good

2. Recent advancements added in the curriculum

Recent advancements & facilities are
added - Excellent.

3. Infrastructure necessary for curricular and extracurricular activities

Infrastructure necessary for curricular
& extracurricular activities - Good.

4. Examination conducted was transparent and fair

Examination - was conducted fair

5. Any other suggestion for improvement:

Nil

TRUE COPY ATTESTED

DEAN
SRI MANAKULA VINAYAGAR
MEDICAL COLLEGE & HOSPITAL
KALITHEERTHAKUPPAM,
MADAGADIPET, PUDUCHERRY-605 107.


SIGNATURE

Feedback from External Examiners on curriculum and Syllabus

NAME: *Dr. Chandrashekhara* College: *Shimoga institute of Medical Sciences*
Date: _____

1. Curriculum is in line with that of MCI regulations

Good

2. Recent advancements added in the curriculum

All recent advancements are added in curriculum.

3. Infrastructure necessary for curricular and extracurricular activities

Good

4. Examination conducted was transparent and fair

Fair enough

5. Any other suggestion for improvement:

TRUE COPY ATTESTED

DEAN
SRI MANAKULA VINAYAGAR
MEDICAL COLLEGE & HOSPITAL
KALITHEERTHALKUPPAM,
MADAGADIPET, PUDUCHERRY-605 007

SIGNATURE

[Signature]

Feedback from External Examiners on curriculum and Syllabus

NAME: K. Bavani
Date:

College: Mahatma Gandhi
medical college and hospital

1. Curriculum is in line with that of MCI regulations

Yes, However few alterations can be made in the record book for the benefit of students.

2. Recent advancements added in the curriculum

Yes to a large extent

3. Infrastructure necessary for curricular and extracurricular activities

Good facilities given to the students

4. Examination conducted was transparent and fair

It was very transparent and the department was cooperative

5. Any other suggestion for improvement:

—

TRUE COPY ATTESTED

DEAN
SRI MANAKULA VINAYAGAR
MEDICAL COLLEGE & HOSPITAL
KALITHEERTHALKUPPAM,
MADAGADIPET, PUDUCHERRY-605 107.

Bavani
SIGNATURE

End of year I feedback from students at smvmch(2020)

n= 133

teaching	strongly agree	agree	uncertain	disagree	strongly disagree	weighted average	consensus
Lectures were regularly conducted	101 (78.0)	26(19.5)	6(2.4)	0(0.0)	0(0.0)	1.38	85.08%
practical demos were regularly conducted	74(56.1)	53(39.8)	4(2.4)	2(1.6)	0(0.0)	1.59	79.58%
Adequate hands-on training is regularly given	45(28.5)	65(52.8)	19(15.4)	2(1.6)	2(0.8)	2.03	78.69%
Teaching improved my confidence in study	33(22.0)	50(40.7)	38(27.6)	11(8.9)	1(0.8)	2.37	68.10%
Teaching schedule was Well time-tabled	53(39.0)	56(44.7)	20(13.0)	4(3.3)	0(0.0)	1.90	74.13%

teachers	strongly agree	agree	uncertain	disagree	strongly disagree	weighted average	consensus
the teachers were knowledgeable	73(55.3)	50(39.0)	10(5.7)	0(0.0)	0(0.0)	1.61	77.76%
the teachers have good communication skills	58(39.0)	62(50.4)	12(9.8)	1(0.8)	0(0.0)	1.85	77.33%
the teachers were well prepared for the class	60(44.7)	66(51.2)	7(4.1)	0(0.0)	0(0.0)	1.70	80.10%
The teachers Were regular for their class	76(57.7)	48(35.0)	8(6.5)	0(0.0)	1(0.8)	1.68	75.85%
the teachers provided adequate feedbacks	33(18.7)	48(39.0)	37(30.1)	14(11.4)	1(0.8)	2.66	66.06%

TRUE COPY ATTESTED

DEAN
SRI MANAKULA VINAYAGAR
MEDICAL COLLEGE & HOSPITAL
KALITHEERTHALKUPPAM,
MADAGADIPET, PUDUCHERRY-605 107.

Educational environment	strongly agree	agree	uncertain	disagree	strongly disagree	weighted average	consensus
overall, atmosphere was helpful form learning	34(19.5)	56(45.5)	31(25.2)	8(6.5)	4(3.3)	2.38	66.63%
I was able to Concentrate well	23(13.8)	56(45.5)	47(35.0)	7(5.7)	0(0.0)	2.45	72.72%
there was a good support system for students	25(16.3)	62(46.3)	31(25.2)	12(9.8)	2(1.6)	2.52	68.70%
activities such as sports\cultural events ere conducted as scheduled	38(30.9)	60(43.9)	21(13.8)	11(8.9)	3(2.4)	2.34	66.53%

infrastructure	strongly agree	agree	uncertain	disagree	strongly disagree	weighted average	consensus
adequate infrastructure are available for learning	45(30.9)	70(54.5)	15(12.2)	3(2.1)	0(0.0)	2.07	80.95%
Classrooms are comfortable	60(44.7)	60(44.7)	11(8.9)	2(1.6)	0(0.0)	1.78	75.53%
Laboratories are well equipped	34(23.6)	68(55.3)	21(13.0)	9(7.3)	1(0.8)	2.26	74.77%
library has adequate resources	52(34.1)	53(43.1)	16(13.0)	11(8.9)	1(0.8)	2.03	69.83%
wi-fi\digital library was available throughout	15(8.1)	36(28.5)	38(26.8)	27(22.0)	18(14.6)	3.33	56.04%

TRUE COPY ATTESTED

DEAN
SRI MANARULA VINAYAGAR
MEDICAL COLLEGE & HOSPITAL
KALITHEERTHALKUPPAM,
MADAGADIPET, PUDUCHERRY-605 107.

End of year 2 feedback from students at SMVMCH (2020)

n= 120

teaching	strongly agree	agree	uncertain	disagree	strongly disagree	weighted average	consensus
Lectures were regularly conducted	87(73.7)	32(25.4)	1(0.9)	0(0.0)	0(0.0)	1.45	85.54%
practical demos were regularly conducted	57(44.7)	56(49.1)	6(5.3)	1(0.9)	0(0.0)	1.78	77.87%
Adequate hands-on training is regularly given	19(13.2)	69(58.8)	26(22.8)	4(3.5)	0(0.0)	2.24	78.77%
Teaching improved my confidence in study	23(14.9)	50(43.9)	37(32.5)	8(7.0)	2(1.8)	2.45	68.98%
Teaching schedule was Well time-tabled	54(44.7)	46(37.7)	15(13.2)	4(3.5)	1(0.9)	1.92	70.04%

teachers	strongly agree	agree	uncertain	disagree	strongly disagree	weighted average	consensus
the teachers were knowledgeable	50(40.4)	69(53.5)	6(5.3)	1(0.9)	0(0.0)	1.89	78.87%
the teachers have good communication skills	44(33.3)	59(49.1)	19(14.0)	3(2.6)	1(0.9)	2.03	74.78%
the teachers were well prepared for the class	49(40.4)	57(47.4)	20(12.3)	0(0.0)	0(0.0)	2.00	76.83%
The teachers Were regular for their class	71(54.4)	43(37.7)	12(7.9)	0(0.0)	0(0.0)	1.78	77.03%
the teachers provided adequate feedbacks	29(21.1)	54(45.6)	34(25.4)	6(5.3)	3(2.6)	2.55	68.67%

TRUE COPY ATTESTED

DEAN
SRI MANAKULA VINAYAGAR
MEDICAL COLLEGE & HOSPITAL
KALITHEERTHALKUPPAM,
MADAGADIPEI, PUDUCHERRY-605 107.

Educational environment	strongly agree	agree	uncertain	disagree	strongly disagree	weighted average	consensus
overall, atmosphere was helpful for my learning	29(21.1)	60(51.8)	20(17.5)	6(5.3)	5(4.4)	2.53	67.72%
I was able to Concentrate well	20(14.9)	58(50.9)	28(21.9)	12(10.5)	2(1.8)	2.43	68.30%
there was a good support system for students	23(14.9)	57(50.0)	23(20.2)	11(9.6)	6(5.3)	2.56	66.36%
activities such as sports\cultural events were conducted as scheduled	31(23.7)	40(33.3)	19(16.7)	15(13.2)	15(13.2)	2.70	47.76%

infrastructure	strongly agree	agree	uncertain	disagree	strongly disagree	weighted average	consensus
Adequate infrastructure are available for learning	30(23.7)	69(57.9)	10(7.9)	6(5.3)	5(4.4)	2.35	72.24%
Classrooms are comfortable	34(25.4)	46(39.5)	13(11.4)	10(8.8)	17(14.9)	2.65	46.33%
Laboratories are Well equipped	36(28.1)	54(47.4)	20(15.8)	7(6.1)	3(2.6)	2.24	69.44%
library has adequate resources	49(41.2)	45(36.0)	16(14.0)	5(4.4)	5(4.4)	2.03	63.47%
wi-fi\digital library was available throughout	26(21.1)	33(28.9)	26(19.3)	18(15.8)	17(14.9)	2.88	45.93%

TRUE COPY ATTESTED

DEAN
SRI MANAKULA VINAYAGAR
MEDICAL COLLEGE & HOSPITAL
KALITHEERTHALKUPPAM,
MADAGADIPET, PUDUCHERRY-605 107.

End of year 3 feedback from students at smvmch (2020)

n= 94

teaching	strongly agree	agree	uncertain	disagree	strongly disagree	weighted average	consensus
Lectures were regularly conducted	46(48.9)	45(47.7)	1(1.1)	0(0.0)	2(2.3)	1.76	78.54%
practical demos were regularly conducted	29(29.5)	39(44.3)	16(14.8)	8(9.1)	1(1.1)	2.20	69.95%
Adequate hands-on training is regularly given	13(10.2)	23(23.9)	20(22.7)	22(25.0)	16(18.2)	3.33	55.77%
Teaching improved my confidence in study	9(8.0)	36(36.4)	25(28.4)	18(20.5)	6(6.8)	2.93	61.34%
Teaching schedule was Well time-tabled	17(17.0)	44(47.7)	19(19.3)	9(10.2)	5(5.7)	2.53	61.65%

teachers	strongly agree	agree	uncertain	disagree	strongly disagree	weighted average	consensus
the teachers were knowledgeable	34(36.4)	51(55.7)	6(4.5)	3(3.4)	0(0.0)	1.88	77.63%
the teachers have good communication skills	20(20.5)	56(59.1)	13(14.8)	3(3.4)	2(2.3)	2.23	76.03%
the teachers were well prepared for the class	16(14.8)	55(62.5)	18(17.0)	4(4.5)	1(1.1)	2.35	77.53%
The teachers Were regular for their class	23(21.6)	53(60.2)	13(12.5)	5(5.7)	0(0.0)	2.23	79.78%
the teachers provided adequate feedbacks	13(10.2)	24(25.0)	31(35.2)	19(21.6)	6(6.8)	2.96	62.45%

TRUE COPY ATTESTED

DEAN
SRI MANAKULA VINAYAGAR
MEDICAL COLLEGE & HOSPITAL
KALITHEERTHALKUPPAM,
MADAGADIPET, PUDUCHERRY-605 107.

Educational environment	strongly agree	agree	uncertain	disagree	strongly disagree	weighted average	consensus
overall, atmosphere was helpful for my learning	7(5.7)	41(44.3)	30(31.8)	8(9.1)	7(8.0)	2.75	64.24%
I was able to Concentrate well	8(4.5)	42(45.5)	27(30.7)	11(12.5)	5(5.7)	2.72	65.93%
there was a good support system for students	9(6.8)	28(28.4)	29(33.0)	17(19.3)	10(11.4)	3.20	61.64%
activities such as sports\cultural events were conducted as scheduled	21(19.3)	36(38.6)	17(19.3)	9(10.2)	9(10.2)	2.64	55.23%

infrastructure	strongly agree	agree	uncertain	disagree	strongly disagree	weighted average	consensus
Adequate infrastructure are available for learning	16(2.3)	50(55.7)	11(10.2)	10(11.4)	5(5.7)	2.53	63.74%
Classrooms are comfortable	19(18.2)	43(45.5)	17(19.3)	6(6.8)	8(9.1)	2.66	57.96%
Laboratories are well equipped	16(15.9)	49(53.4)	13(12.5)	6(6.8)	8(9.1)	2.53	59.72%
Library has adequate resources	27(28.4)	42(45.5)	8(6.8)	8(9.1)	8(9.1)	2.45	55.34%
wi-fi\digital library was available throughout	13(12.5)	35(37.5)	12(13.6)	22(22.7)	11(12.5)	2.95	49.70%

TRUE COPY ATTESTED

DEAN
SRI MANAKULA VINAYAGAR
MEDICAL COLLEGE & HOSPITAL
KALITHEERTHAKUPPAM,
MADAGADIPET, PUDUCHERRY-605 007

End of year4feedbackfrominternsatsmvmch(2019)

n= 90

teaching	strongly agree	agree	uncertain	disagree	strongly disagree	weighted average	consensus
Lectures were regularly conducted	61(67.8)	28(31.0)	0(0.0)	1(1.1)	0(0.0)	1.66	81.45%
practical demos were regularly conducted	27(27.6)	52(59.8)	7(8.0)	3(3.4)	0(0.0)	1.97	79.76%
Adequate hands-on training is regularly given	12(10.3)	39(44.8)	28(32.2)	9(10.3)	2(2.3)	2.56	68.03%
Teaching improved my confidence in study	10(10.3)	49(54.0)	24(27.6)	6(6.9)	0(0.0)	2.76	74.55%
Teaching schedule was Well time-tabled	36(37.9)	42(48.3)	7(8.0)	5(5.7)	0(0.0)	1.98	73.73%
community-based teaching improved learning	16(17.2)	44(49.4)	22(25.3)	1(1.1)	7(6.9)	2.53	67.57%
clinical postings were regularly implemented	33(36.8)	48(54.0)	6(5.7)	2(2.3)	0(0.0)	1.89	80.72%
clinical cases were adequately discussed	21(20.7)	51(58.6)	11(12.6)	7(8.0)	0(0.0)	2.34	76.64%

teachers	strongly agree	agree	uncertain	disagree	strongly disagree	weighted average	consensus
the teachers were knowledgeable	32(35.6)	48(54.0)	9(9.2)	1(1.1)	0(0.0)	1.87	78.25%
the teachers have good communication skills	19(18.4)	50(57.5)	18(20.7)	2(2.3)	1(1.1)	2.45	77.56%
the teachers were well prepared for the class	22(23.0)	50(56.3)	15(17.2)	1(1.1)	2(2.3)	2.34	77.05%

TRUE COPY ATTESTED

DEAN
SRIMANAKULA VINAYAGAR
MEDICAL COLLEGE & HOSPITAL
KALITHEERTHAKUPPAM,
MADAGADIPET, PUDUCHERRY-605 002

the teachers were regular for their class	26(26.4)	56(64.4)	4(4.6)	4(4.6)	0(0.0)	1.98	80.45%
the teachers provided adequate feedbacks	9(9.2)	40(44.8)	26(28.7)	10(11.5)	5(5.7)	2.67	63.72%

Educational environment	strongly agree	agree	uncertain	disagree	strongly disagree	weighted average	consensus
overall, atmosphere was helpful form learning	14(16.1)	49(52.9)	18(20.7)	7(8.0)	1(1.1)	2.44	71.78%
I was able to concentrate well	11(12.6)	52(59.8)	19(20.7)	4(3.4)	3(2.3)	2.54	74.94%
there was a good support system for students	7(6.9)	40(43.7)	21(24.1)	16(18.4)	5(5.7)	2.87	61.88%
activities such as sports\cultural events were conducted as scheduled	9(6.9)	35(40.2)	24(27.6)	10(11.5)	12(13.8)	2.94	57.65%

infrastructure	strongly agree	agree	uncertain	disagree	strongly disagree	weighted average	consensus
Adequate infrastructure are available for learning	22(25.3)	44(49.4)	12(12.8)	10(10.3)	2(2.3)	2.34	67.16%
Classrooms are comfortable	43(46.0)	35(40.2)	8(9.2)	4(4.6)	0(0.0)	1.86	71.93%
Laboratories are well equipped	23(25.5)	41(46.0)	17(18.5)	7(8.0)	1(1.1)	2.34	69.46%
library has adequate resources	33(34.5)	38(43.7)	7(8.0)	12(13.8)	0(0.0)	2.33	68.58%
wi-fi\digital library was available throughout	13(11.5)	26(30.0)	18(20.7)	12(13.8)	18(20.7)	3.23	47.88%
Hospital has adequate Materials for learning	16(17.2)	45(50.6)	13(13.8)	15(17.2)	0(0.0)	2.45	66.69%

TRUE COPY ATTESTED
 DEAN
 SRM MANAKULA VINAYAGAR
 MEDICAL COLLEGE & HOSPITAL
 KALITHEERTHALKUPPAM,
 MADAGADIPET, PUDUCHERRY-605 107.

Based on the feedback received from the students, the college council took up most pressing issues from time to time and actions taken to address them. Here are some of the actions taken.

actionreport2020

s.no	Problems identified	Actions taken
1	Need for feedback on students performance	Informed all hods through college council To incorporate feedback system
2	Less cultural activities for students	number of days for cultural events extended and organizing responsibility handed over to students
3	To make wi fi facility available for students	Informed dean
4	Lack of support system for students	Students council was formed
5	Classrooms are uncomfortable due to High temperatures	Centralized air conditioning facility has been done
6	To dedicate more time for clinical postings	revision of time table has been made to make sure more time is available during clinical postings to learn from patients
7	To include seminars	All departments initiated the culture of Students seminar
8	To promote learning of slow learners	College council requested all hods to Conduct additional sessions for slow learners

Feedback from parents

The feedback from parents was obtained with the help of feedback forms mailed to their individual mail IDs and sent through students for those who could not access mail. The form consisted of 15 items and was created in consensus with administrators, college council and expert opinion from consultants. The items covered different areas including the admission procedure, infrastructure, assessment and feedback system for students, learning environment, support system and extra-curricular activities. The parents were requested to rate their satisfaction on a five point Likert scale, excellent, very good, and good, average, poor and not applicable. We received feedback from 240 parents. Forty nine percentage of the parents rated the college admission procedure as "good", followed by 28% as "very good". Around 49% of the parents were satisfied with the infrastructure including lab facilities, canteen, ICT facilities and transport facilities. Another 36% of parents felt that the college had "good" counselling and guidance for students, good assessment and feedback system. Academic discipline was rated as "excellent" by 28% of the parents. The facilities which needed improvement were hostel and canteen facilities.

TRUE COPY ATTESTED

DEAN
SRI MANAKULA VINAYAGAR
MEDICAL COLLEGE & HOSPITAL
KALITHEERTHALKUPPAM,
MADAGADIPET, PUDUCHERRY-605 107.

Feedback obtained from parents (n=240)

S.No	variables	excellent n (%)	Very good n (%)	good n (%)	average n (%)	poor n (%)	na n (%)
1.	Centac admission procedure	30 (10.70)	65(28.26)	113 (49.13)	27(11.74)	5(2.17)	-
2.	Infrastructure and lab facility	24(10.43)	92 (37.65)	111 (49.26)	13(5.65)	-	-
3.	Canteen facility	9(3.91)	33 (12.3)	98(42.61)	80(34.78)	19(8.26)	1(0.43)
4.	library	51(18.83)	96(41.74)	81(35.22)	10(4.35)	2(0.87)	-
5.	hostel	4(1.74)	22 (8.39)	83 (35.91)	55(23.19)	25 (10.87)	51 (22.17)
6.	transportation	26(10.13)	72(30.13)	102 (44.35)	18(7.83)	3(1.30)	19(8.26)
7.	Sports & cultural activities	17(7.39)	75 (30.06)	107 (46.52)	30(13.04)	9(3.91)	2(0.87)
8.	student's counselling activities	33 (12.3)	75(32.61)	83(36.09)	40(17.39)	9(3.91)	-
9.	student's counselling and guidance	19(8.26)	67 (28.78)	99(43.04)	49(21.03)	6(2.61)	-
10.	Information and Communication technology	22(9.57)	65(26.56)	115 (46.65)	36(15.65)	7(3.04)	-
11.	Academic discipline	73 (27.78)	96(41.74)	69(30)	2(0.87)	-	-
12.	Improvement in soft skills	35 (11.07)	80(34.78)	100 (43.48)	23(10)	2(0.87)	-
13.	Examination system	51(22.17)	88(36.44)	84(36.52)	16(4.93)	1(0.43)	-
14.	Evaluation and feedback	35(13.45)	75(31.83)	100 (42.34)	28(12.17)	2(0.87)	-
15.	Preparation for Competitive exams	18 (8.48)	41(17.83)	93(40.43)	69(30)	18(7.83)	1(0.43)

Feedback from employers

As a part of the feedback system existing in our institution, we routinely collect feedback of students (undergraduates and postgraduates) from the employers (preferably the head of the institution/ head of the department) across various institutions in India (private/government) where the student is placed after passing out. the feedback are collected through online feedback forms on 13 items using a five point Likert scale, excellent, very good, good, average and poor. We collected feedback for about sixty three students who are employed or studying in different institutions in India and confidentiality of the data are maintained. Some of the key findings of the analysis are presented below in frequencies and percentages. The ability to contribute to the goal of the organization was rated as "very good" for 42% followed by "excellent" for 9% of the employees and "good" for 44%. Majority of students were rated to have "good" planning and organization skills. Forty six percentage of students had "good" communication skills. The ability to solve workplace problems was rated as "good" for 58% of the students. Innovativeness and creativity was rated "good" for 56% students. Involvement in social activities was rated as "good" for 47% of the students. Forty five percentage of the students were rated to have "very good" respect for values in life.

Employers feedback (N = 66)

S.no	items	Excellent N (%)	very Good n (%)	Good N (%)	Average N (%)	Poor N (%)	Na N (%)
1.	Ability to contribute to the goal of organization	6 (9.23)	27(41.98)	27(43.98)	5(8.06)	-	1(1.61)
2.	planning and organization skills	9 (10.68)	23(37.10)	24(38.17)	8(12.90)	-	1(1.61)
3.	communications skills and soft skills	8 (9.26)	26(37.56)	28(45.16)	7(11.29)	-	-
4.	obedience and relationship with seniors	18(24.35)	28(43.55)	20 (27.65)	2(3.23)	1(1.61)	-
5.	leadership, team spirit and initiative	9 (12.45)	19 (27.54)	28(45.16)	10 (16.52)	-	-
6.	relationship with peers/subordinates	9 (9.87)	35(56.86)	20(32.26)	2(3.23)	-	-

TRUE COPY ATTESTED

DEAN
BRI MANAKULA VINAYAGAR
MEDICAL COLLEGE & HOSPITAL
KALITHEERTHALKUPPAM,
MADAGADIPET, PUDUCHERRY-605 107.

7.	willingnesstolearnnew techniques,adoptnewideas	14(17.56)	23(37.10)	24(38.71)	4(6.45)	-	-
8.	abilityto useworkplace equipment	9 (12.98)	29(43.65)	24(37.16)	3(4.84)	-	-
9.	abilityto solveworkplace problems	8 (9.03)	16(48.48)	35(58.45)	6(9.68)	-	-
10.	innovativeness,creativity	6 (12.65)	17(25.87)	33(56.23)	10 (16.13)	-	-
11.	involvementinsocialactivities	10(14.11)	21(33.87)	28(47.16)	5(8.06)	2(3.23)	-
12.	simplicityand sense of belongings	10 (14.76)	32(50.77)	22(33.43)	2(3.23)	-	-
13.	Respect for values in life	13(19.14)	29(45.26)	22(33.92)	2(3.23)	-	

Feedback from teachers

The process of receiving feedback from faculty at smvmch began with developing online google forms for easy administration and anonymous feedback collection. The form consisted of 15 items including satisfaction regarding course syllabus, teaching-learning methods, freedom to make innovations in teaching, infrastructure available and assessment methods. The items were generated based on consensus with administrators, college council and expert opinion. Each item was rated on a five point Likert scale from "strongly agree" through "neither agree nor disagree" to "strongly disagree". The link for the google form so created was mailed to the personal email id s of individual faculty.

The results were summarized based on the responses provided and presented in frequencies and Percentage. more than40% of the faculty were very satisfied with three items namely: "the course/syllabi of the subjects taught by me increased my interest, knowledge and perspective in the subject area, tests and examinations are conducted well in time with proper coverage of all units in the syllabus and the college has given me full freedom to adopt new techniques / strategies of teaching such as group discussions, seminar presentations and learners' participation".

around 75% of the faculty rated as "agree" for the courses / syllabi taught to have a good balance between theory and application, 67% for well-defined objectives of the syllabi and 62% of the faculty felt that the books/journals etc. prescribed / listed as reference materials were relevant,updatedandcoveredtheentiresyllabi.aroundhalfofthemreportedthattheyhadadequatefreedom to adopt new techniques/strategies of testing and assessment of students, teacher friendlyadministration,adequateopportunitiesandsupportbeingprovidedtofacultymembersforupgrading their skills and qualifications and good ict facilities in the college. a few percentage of the faculty expressed dissatisfaction about the canteen and washroom facilities.

Feedback obtained from teachers (n=180)

s.no	variables	Strongly Agree n (%)	Agree n (%)	Neither Agree Nor Disagree n (%)	disagree n (%)	Strongly Disagree n (%)
1.	The courses /syllabi taught by me have a good Balance between theory and application	43 (22.96)	128(74.54)	1(0.6)	6(3.5)	2(1.2)
2.	The objectives of the syllabi are well defined	50 (33.5)	114(67.1)	8(4.7)	4(2.4)	4(2.4)
3.	the books/journals etc. prescribed / listed as reference materials are relevant, updated and cover the entire syllabi	50 (26.9)	106(62.4)	18 (8.6)	5(2.9)	1(0.6)
4.	The course/ syllabi of the subjects taught by me increased my interest, knowledge and perspective in the subject area	87 (46.3)	92(54.1)	1(0.6)	0	0
5.	The college has given me full freedom to adopt new techniques/strategies of teaching such as group discussions, seminar presentations and learners' participation	79(48.5)	87(51.2)	11 (6.5)	3(1.8)	0
6.	I have the freedom to adopt new techniques/strategies of testing and assessment of students	61 (50.0)	96(56.5)	14(8.2)	8(4.7)	1(0.6)
7.	Tests and examinations are conducted well in time With proper coverage of all units in the syllabus	88 (54.9)	85(50.0)	4(2.4)	1(0.6)	2(1.2)
8.	The prescribed books are available in the library in Sufficient numbers	52 (28.6)	97(57.1)	20 (10.8)	8(4.7)	3(1.8)
9.	The environment in the college is conducive to Teaching and research	75 (48.2)	93(54.7)	8(4.7)	4(2.4)	0
10.	The administration is teacher friendly	70 (37.3)	100(58.8)	7(4.1)	2(1.2)	1(0.6)
11.	the college provides adequate opportunities and support to faculty members for upgrading their skills and qualifications	66(36.9)	100 (57.9)	9(5.3)	5(2.9)	0
12.	Ict facilities in the college are adequate and Satisfactory	70 (45.3)	96(56.5)	12(7.1)	2(1.2)	0
13.	Separate staff canteen is available for teachers in College	26(12.9)	66(36.9)	33(19.4)	44 (25.9)	11(6.5)
14.	toilets/ washrooms are clean and properly maintained	47 (41.8)	80(47.1)	24(14.1)	22 (12.9)	7(4.1)
15.	The classrooms are clean and well maintained	74 (41.3)	94(55.3)	12 (6.1)	0	0

TRUE COPY ATTESTED

DEAN
SRI MARAKULA VINAYAGAR
MEDICAL COLLEGE & HOSPITAL
KALITHEERTHAKUPPAM,
MADAGADIPET, PUDUCHERRY-605 107.

Professional Feedback Report: 2020-2021

The Internal Quality Assurance Cell (IQAC) of the Sri Manakula Vinayagar Medical College and Hospital, in association with the every department of the college collects professional feedback on curriculum and the method of conduct of exams in our college. A specified sample is taken for the analysis. A well designed and structured questionnaire has been used to collect the responses. All the examiners were given an opportunity to rate the curriculum and the facilities provided by the college.

The objective of the feedback is to analyze the importance and relevance of the course and curriculum, the mode of conduct of exam, recent updates in the curriculum and the infrastructure of the college

The professional feedback of the academic year 2020-21 was analyzed and it is given below. The views and opinions of the professionals about the curriculum in detail and the various facilities provided by the college are measured in a descriptive manner. The questionnaire contains 4 questions and each question is analyzed. 1) Relevance of the course and curriculum. The relevance of the course and curriculum is rated highly by all the respondents. About 84% of the respondents (excellent- 65%, very good-15% and good 15% respectively) have rated the course and curriculum as relevant and extremely recommendable. Only 16% of the respondents rated it as average and none as poor. 2) Recent advancements added in the curriculum. This question was given with a descriptive option. 86% of the responders were positive with all the examiners agreeing to the fact. By using their knowledge they were able to progress in their career and come up to great heights. 3) Co-curricular activities in the college. The co-curricular activities in the college are analyzed and all the respondents (excellent 85%, very good 10% and good 5% respectively) have opined that the activities of the college are extremely good. None of the respondents rated it as average and poor. 4) The mode of conduct of exam All the respondents (excellent 85%, very good 5% and good 10% respectively) have opined about the question on mode of conduct of exam as excellent. None of the respondents rated it as average and poor.

TRUE COPY ATTESTED

DEAN
SRI MANAKULA VINAYAGAR
MEDICAL COLLEGE & HOSPITAL
KALITHEERTHALKUPPAM,
MADAGADIPET, PUDUCHERRY-605 107.

the college in your life that the campus environment of the college has got tremendous influence on their life. None of the respondents rated it as average and poor. 5) Contribution of the college in the overall personality development. All the respondents' opinion about the question on the contribution of the college in the overall personality development (excellent 58%, very good 21% and good 21 %) is that the college has contributed well in to the overall personality development. None of the respondents rated it as average and poor. 6) Syllabus was job oriented. About 75% of the respondents (excellent 40%, very good 25%, and good 10%) responded positively to this question and opined that the syllabus was extremely job oriented. Only 15% rated it as average, and another 10% as poor. 7) Infrastructure and facilities provided by the college All the respondents (excellent 85%, very good 10% and good 5%) responded positively to the question about infrastructure and facilities provided by the college and opined that the infrastructure and facilities provided by the college is extremely good. None of the respondents rated it as average and poor. 8) Mentorship programme was highly rated by all the responders with a maximum of 95% expressing their agreement towards it.

TRUE COPY ATTESTED

DEAN
SRI MANAKULA VINAYAGAR
MEDICAL COLLEGE & HOSPITAL
KALITHEERTHALKUPPAM,
MADAGADIPET, PUDUCHERRY-605 107.

Alumni Feedback Report: 2020-2021

The Internal Quality Assurance Cell (IQAC) of the Sri Manakula Vinayagar Medical College and Hospital, in association with the alumni associations of the college collects alumni feedback on syllabus and the facilities provided by the college annually. A specified sample is taken for the analysis. A well designed and structured questionnaire has been used to collect the responses. The members of the alumni associations were given an opportunity to rate the syllabus and the facilities provided by the college on a five scale measurement.

The objective of the feedback is to analyze the importance and relevance of the course and curriculum, the functional nature of the course, the co-curricular activities in the college, effectiveness of the mentorship program, opportunities of improvement, possibility of skill development program and the influence of campus environment of the college in their life. It also tries to evaluate the contribution of the college in their overall personality development, the career orientation of the syllabus, and also the infrastructure and facilities provided by the college.

The alumni feedback of the academic year 2020-21 was analyzed and it is given below. The views and opinions of the alumni about the syllabus in detail and the various facilities provided by the college are measured in the five point scale (1-excellent, 2-very good, 3- good, 4-average, 5-poor). The questionnaire contains 9 questions and each question is analyzed. 1) Relevance of the course and curriculum. The relevance of the course and curriculum is rated highly by all the respondents. About 95% of the respondents (excellent- 65%, very good-15% and good 15% respectively) have rated the course and curriculum as relevant and extremely recommendable. Only 5% of the respondents rated it as average and none as poor. 2) The things that you would appreciate most about this institute. This question was given with a descriptive option. The vast knowledge of experience and clinical exposure was appreciated by 90% of the responders. Friendly environment and effective support system was also brought into notice by 85% of the responders. 3) Co-curricular activities in the college. The co-curricular activities in the college are analyzed and all the respondents (excellent 85%, very good 10% and good 5% respectively) have opined that the activities of the college are extremely good. None of the respondents rated it as average and poor. Regular conduct of these activities have incorporated a sense of unity and leadership qualities in their life which has greatly helped them. 4) Influence of campus environment of the college in your life. All the respondents (excellent 72%, very good 8% and good 20% respectively) have opined about the question on influence of campus environment of

End of Year 1 Feedback from Students at SMVMCH (2019)

N = 129

TEACHING	Strongly agree	Agree	Uncertain	Disagree	Strongly Disagree	Weighted average	consensus
Lectures were regularly conducted	98(78.0)	26(19.5)	5(2.4)	0(0.0)	0(0.0)	1.25	86.99%
Practical demos were regularly conducted	71(56.1)	51(39.8)	4(2.4)	3(1.6)	0(0.0)	1.48	77.58%
Adequate hands-on training is regularly given	37(28.5)	67(52.8)	21(15.4)	3(1.6)	1(0.8)	1.72	77.49%
Teaching improved my confidence in study	29(22.0)	52(40.7)	36(27.6)	11(8.9)	1(0.8)	2.34	68.20%
Teaching schedule was well time-tabled	50(39.0)	57(44.7)	18(13.0)	4(3.3)	0(0.0)	1.70	72.78%

TEACHERS	Strongly agree	Agree	Uncertain	Disagree	Strongly Disagree	Weighted average	consensus
The teachers were knowledgeable	70(55.3)	50(39.0)	9(5.7)	0(0.0)	0(0.0)	1.61	77.89%
The teachers have good communication skills	50(39.0)	64(50.4)	14(9.8)	1(0.8)	0(0.0)	1.77	78.26%
The teachers were well prepared for the class	57(44.7)	65(51.2)	7(4.1)	0(0.0)	0(0.0)	1.49	81.16%
The teachers were regular for their class	75(57.7)	45(35.0)	10(6.5)	0(0.0)	1(0.8)	1.61	77.29%
The teachers provided adequate feedbacks	25(18.7)	50(39.0)	39(30.1)	14(11.4)	1(0.8)	2.66	67.06%

TRUE COPY ATTESTED
 DEAN
 SRI MANAKULA VINAYAGAR
 MEDICAL COLLEGE & HOSPITAL
 KALITHEERTHAKUPPAM,
 MADAGADIPEET, PUDUCHERRY-605 107.

EDUCATIONAL ENVIRONMENT	Strongly agree	Agree	Uncertain	Disagree	Strongly Disagree	Weighted average	consensus
Overall, atmosphere was helpful for my learning	26(19.5)	58(45.5)	32(25.2)	8(6.5)	4(3.3)	2.32	66.89%
I was able to concentrate well	19(13.8)	58(45.5)	43(35.0)	9(5.7)	0(0.0)	2.32	74.65%
There was a good support system for students	22(16.3)	59(46.3)	33(25.2)	12(9.8)	3(1.6)	2.33	67.59%
Activities such as sports\cultural events were conducted as scheduled	40(30.9)	56(43.9)	19(13.8)	11(8.9)	3(2.4)	2.19	68.42%

INFRASTRUCTURE	Strongly agree	Agree	Uncertain in	Disagree	Strongly Disagree	Weighted average	consensus
Adequate infrastructure are available for learning	40(30.9)	69(54.5)	17(12.2)	3(2.1)	0(0.0)	1.89	79.74%
Class rooms are comfortable	57(44.7)	57(44.7)	13(8.9)	2(1.6)	0(0.0)	1.87	76.28%
Laboratories are well equipped	31(23.6)	70(55.3)	18(13.0)	9(7.3)	1(0.8)	2.09	75.43%
Library has adequate resources	44(34.1)	55(43.1)	18(13.0)	11(8.9)	1(0.8)	1.89	10.71%
Wi-fi\digital library was available throughout	12(8.1)	38(28.5)	35(26.8)	27(22.0)	17(14.6)	3.15	57.83%

TRUE COPY ATTESTED

DEAN
SRI MANAKULA VINAYAGAR
MEDICAL COLLEGE & HOSPITAL
KALITHEERTHAKUPPAM,
MADAGADIPET, PUDUCHERRY-605 107.

End of Year 2 Feedback from Students at SMVMCH (2019)

N = 117

TEACHING	Strongly agree	Agree	Uncertain	Disagree	Strongly Disagree	Weighted average	consensus
Lectures were regularly conducted	85(73.7)	30(25.4)	2(0.9)	0(0.0)	0(0.0)	1.37	84.53%
Practical demos were regularly conducted	52(44.7)	57(49.1)	7(5.3)	1(0.9)	0(0.0)	1.52	78.71%
Adequate hands-on training is regularly given	18(13.2)	67(58.8)	26(22.8)	4(3.5)	0(0.0)	2.26	78.73%
Teaching improved my confidence in study	18(14.9)	51(43.9)	38(32.5)	8(7.0)	2(1.8)	2.46	68.91%
Teaching schedule was well time-tabled	52(44.7)	45(37.7)	15(13.2)	4(3.5)	1(0.9)	1.67	69.95%

TEACHERS	Strongly agree	Agree	Uncertain	Disagree	Strongly Disagree	Weighted average	consensus
The teachers were knowledgeable	47(40.4)	62(53.5)	7(5.3)	1(0.9)	0(0.0)	1.67	78.50%
The teachers have good communication skills	38(33.3)	57(49.1)	18(14.0)	3(2.6)	1(0.9)	1.9	75.59%
The teachers were well prepared for the class	47(40.4)	55(47.4)	15(12.3)	0(0.0)	0(0.0)	1.81	77.60%
The teachers were regular for their class	63(54.4)	44(37.7)	10(7.9)	0(0.0)	0(0.0)	1.46	77.91%
The teachers provided adequate feedbacks	25(21.1)	53(45.6)	30(25.4)	6(5.3)	3(2.6)	2.87	69.20%

TRUE COPY ATTESTED
 DEAN
 SRI MANAKULA VINAYAGAR
 MEDICAL COLLEGE & HOSPITAL
 KALITHEERTHALKUPPAM,
 MADAGADIPET, PUDUCHERRY-605 107.

EDUCATIONAL ENVIRONMENT	Strongly agree	Agree	Uncertain	Disagree	Strongly Disagree	Weighted average	consensus
Overall, atmosphere was helpful for my learning	25(21.1)	60(51.8)	21(17.5)	6(5.3)	5(4.4)	2.43	67.91%
I was able to concentrate well	18(14.9)	59(50.9)	26(21.9)	12(10.5)	2(1.8)	2.49	68.31%
There was a good support system for students	18(14.9)	58(50.0)	24(20.2)	11(9.6)	6(5.3)	2.50	65.27%
Activities such as sports\cultural events were conducted as scheduled	28(23.7)	39(33.3)	20(16.7)	15(13.2)	15(13.2)	2.88	57.60%

INFRASTRUCTURE	Strongly agree	Agree	Uncertain	Disagree	Strongly Disagree	Weighted average	consensus
Adequate infrastructure are available for learning	28(23.7)	67(57.9)	10(7.9)	7(5.3)	5(4.4)	2.07	71.09%
Class rooms are comfortable	30(25.4)	46(39.5)	14(11.4)	10(8.8)	17(14.9)	2.48	46.02%
Laboratories are well equipped	33(28.1)	55(47.4)	19(15.8)	7(6.1)	3(2.6)	2.07	69.17%
Library has adequate resources	48(41.2)	42(36.0)	17(14.0)	5(4.4)	5(4.4)	1.94	63.38%
Wi-fi\digital library was available throughout	25(21.1)	34(28.9)	23(19.3)	18(15.8)	17(14.9)	2.74	45.73%

TRUE COPY ATTESTED

DEAN
SRI MANAKULA VINAYAGAR
MEDICAL COLLEGE & HOSPITAL
KALITHEERTHAL KUPPAM,
MADAGADIPET, PUDUCHERRY-605 107.

End of Year 3 Feedback from Students at SMVMCH (2019)

N = 90

TEACHING	Strongly agree	Agree	Uncertain	Disagree	Strongly Disagree	Weighted average	consensus
Lectures were regularly conducted	44(48.9)	43(47.7)	1(1.1)	0(0.0)	2(2.3)	1.60	74.35%
Practical demos were regularly conducted	28(29.5)	40(44.3)	13(14.8)	8(9.1)	1(1.1)	2.07	68.84%
Adequate hands-on training is regularly given	10(10.2)	22(23.9)	20(22.7)	22(25.0)	16(18.2)	3.18	50.70%
Teaching improved my confidence in study	8(8.0)	33(36.4)	25(28.4)	18(20.5)	6(6.8)	2.82	61.10%
Teaching schedule was well time-tabled	16(17.0)	43(47.7)	17(19.3)	9(10.2)	5(5.7)	2.40	61.54%

TEACHERS	Strongly agree	Agree	Uncertain	Disagree	Strongly Disagree	Weighted average	consensus
The teachers were knowledgeable	33(36.4)	50(55.7)	4(4.5)	3(3.4)	0(0.0)	1.76	77.42%
The teachers have good communication skills	19(20.5)	53(59.1)	13(14.8)	3(3.4)	2(2.3)	2.09	75.95%
The teachers were well prepared for the class	14(14.8)	56(62.5)	15(17.0)	4(4.5)	1(1.1)	2.16	78.40%
The teachers were regular for their class	20(21.6)	54(60.2)	11(12.5)	5(5.7)	0(0.0)	2.05	79.69%
The teachers provided adequate feedbacks	10(10.2)	23(25.0)	31(35.2)	19(21.6)	7(6.8)	2.91	62.29%

TRUE COPY ATTESTED

 DEAN
 SRI MANAKULA VINAYAGAR
 MEDICAL COLLEGE & HOSPITAL
 KALITHEERTHAKUPPAM,
 MADAGADIPET, PUDUCHERRY-605 107.

EDUCATIONAL ENVIRONMENT	Strongly agree	Agree	Uncertain	Disagree	Strongly Disagree	Weighted average	consensus
Overall, atmosphere was helpful for my learning	7(5.7)	39(44.3)	28(31.8)	8(9.1)	7(8.0)	2.69	64.20%
I was able to concentrate well	6(4.5)	40(45.5)	27(30.7)	11(12.5)	5(5.7)	2.69	65.82%
There was a good support system for students	8(6.8)	25(28.4)	29(33.0)	17(19.3)	10(11.4)	3.01	61.58%
Activities such as sports\cultural events were conducted as scheduled	19(19.3)	34(38.6)	17(19.3)	9(10.2)	9(10.2)	2.54	53.19%

INFRASTRUCTURE	Strongly agree	Agree	Uncertain	Disagree	Strongly Disagree	Weighted average	consensus
Adequate infrastructure are available for learning	15(2.3)	49(55.7)	9(10.2)	11(11.4)	6(5.7)	2.36	62.65%
Class rooms are comfortable	19(18.2)	40(45.5)	17(19.3)	6(6.8)	8(9.1)	2.42	57.81%
Laboratories are well equipped	18(15.9)	47(53.4)	11(12.5)	6(6.8)	8(9.1)	2.38	59.53%
Library has adequate resources	27(28.4)	41(45.5)	6(6.8)	8(9.1)	8(9.1)	2.24	55.17%
Wi-fi\digital library was available throughout	12(12.5)	35(37.5)	12(13.6)	20(22.7)	11(12.5)	2.85	49.53%

TRUE COPY ATTESTED

DEAN
SRI MANAKULA VINAYAGAR
MEDICAL COLLEGE & HOSPITAL
KALITHEERTHALKUPPAM,
MAUDAGADIPET, PUDUCHERRY-605 007.

End of Year 4 Feedback from Interns at SMVMCH (2018)

N = 91

TEACHING	Strongly agree	Agree	Uncertain	Disagree	Strongly Disagree	Weighted average	consensus
Lectures were regularly conducted	61(67.8)	29(31.0)	0(0.0)	1(1.1)	0(0.0)	1.35	81.36%
Practical demos were regularly conducted	28(27.6)	52(59.8)	7(8.0)	3(3.4)	0(0.0)	1.89	79.55%
Adequate hands-on training is regularly given	10(10.3)	42(44.8)	28(32.2)	9(10.3)	2(2.3)	2.50	67.90%
Teaching improved my confidence in study	9(10.3)	50(54.0)	26(27.6)	6(6.9)	0(0.0)	2.32	74.46%
Teaching schedule was well time-tabled	37(37.9)	42(48.3)	7(8.0)	5(5.7)	0(0.0)	1.82	73.61%
Community-based teaching improved learning	19(17.2)	43(49.4)	22(25.3)	1(1.1)	6(6.9)	2.32	65.45%
Clinical postings were regularly implemented	37(36.8)	47(54.0)	5(5.7)	2(2.3)	0(0.0)	1.75	77.68%
Clinical cases were adequately discussed	20(20.7)	53(58.6)	11(12.6)	7(8.0)	0(0.0)	2.09	76.53%

TEACHERS	Strongly agree	Agree	Uncertain	Disagree	Strongly Disagree	Weighted average	consensus
The teachers were knowledgeable	35(35.6)	47(54.0)	8(9.2)	1(1.1)	0(0.0)	1.75	78.05%
The teachers have good communication skills	20(18.4)	50(57.5)	18(20.7)	2(2.3)	1(1.1)	2.10	77.42%
The teachers were well prepared for the class	24(23.0)	49(56.3)	15(17.2)	1(1.1)	2(2.3)	2.03	76.99%

The teachers were regular for their class	27(26.4)	56(64.4)	4(4.6)	4(4.6)	0(0.0)	1.87	80.79%
The teachers provided adequate feedbacks	12(9.2)	39(44.8)	25(28.7)	10(11.5)	5(5.7)	2.59	63.62%

EDUCATIONAL ENVIRONMENT	Strongly agree	Agree	Uncertain	Disagree	Strongly Disagree	Weighted average	consensus
Overall, atmosphere was helpful for my learning	18(16.1)	47(52.9)	18(20.7)	7(8.0)	1(1.1)	2.25	71.35%
I was able to concentrate well	15(12.6)	53(59.8)	18(20.7)	3(3.4)	2(2.3)	2.23	74.86%
There was a good support system for students	10(6.9)	39(43.7)	21(24.1)	16(18.4)	5(5.7)	2.75	61.71%
Activities such as sports\cultural events were conducted as scheduled	10(6.9)	35(40.2)	24(27.6)	10(11.5)	12(13.8)	2.86	57.47%

INFRASTRUCTURE	Strongly agree	Agree	Uncertain	Disagree	Strongly Disagree	Weighted average	consensus
Adequate infrastructure are available for learning	26(25.3)	43(49.4)	11(12.6)	9(10.3)	2(2.3)	2.16	67.17%
Class rooms are comfortable	44(46.0)	35(40.2)	8(9.2)	4(4.6)	0(0.0)	1.73	71.94%
Laboratories are well equipped	26(25.3)	41(46.0)	16(18.4)	7(8.0)	1(1.1)	2.13	69.48%
Library has adequate resources	34(34.5)	38(43.7)	7(8.0)	12(13.8)	0(0.0)	2.03	68.36%
Wi-fi\digital library was available throughout	14(11.5)	29(29.9)	18(20.7)	12(13.8)	18(20.7)	3.03	47.68%
Hospital has adequate materials for learning	19(17.2)	45(50.6)	12(13.8)	15(17.2)	0(0.0)	2.32	66.41%

Based on the feedback received from the students, the College council took up most pressing issues from to time and actions taken to address them. Here are some of the actions taken.

Action report 2019

s.no	Problems identified	Actions taken
1	To promote learning of advanced learners	College council requested all HODs to conduct additional sessions for advanced learners
2	Less cultural and sports activities for students	Number of days for cultural events extended and organizing responsibility handed over to students
3	To make wi fi facility available for students	Informed Dean
4	Lack of support system for students	Students council was formed
5	Include seminars by faculties from outside institution	All departments initiated the culture of inviting resource person for seminar from outside.
6	To dedicate more time for clinical postings	Revision of time table has been made to make sure more time is available during clinical postings to learn from patients
7	To promote learning of slow learners	College council requested all HODs to conduct additional sessions for slow learners

Feedback from Parents

The feedback from parents was obtained with the help of feedback forms mailed to their individual mail id s and sent through students for those who could not access mail. The form consisted of 15 items and was created in consensus with administrators, College council and expert opinion from consultants. The items covered different areas including the admission procedure, infrastructure, assessment and feedback system for students, learning environment, support system and extra-curricular activities. The parents were requested to rate their satisfaction on a five point Likert scale, Excellent, Very Good, Good, Average, Poor and Not Applicable. We received feedback from 235 parents. Fifty one percentage of the parents rated the CENTAC admission procedure as “Good”, followed by 29% as “Very good”. Around 48% of the parents were satisfied with the infrastructure including lab facilities, canteen, ICT facilities and transport facilities. Another 40% of parents felt that the college had “good” counselling and guidance for students, good assessment and feedback system. Academic discipline was rated as “Excellent” by 29% of the parents. The facilities which needed improvement were hostel and canteen facilities.

TRUE COPY ATTESTED

DEAN
SRI MANAKULA VINAYAGAR
MEDICAL COLLEGE & HOSPITAL
KALITHEERTHALKUPPAM,
MADAGADIPET, PUDUCHERRY-605 107.

Feedback obtained from parents (N=235)

S.No	Variables	Excellent n (%)	Very good n (%)	Good n (%)	Average n (%)	Poor n (%)	NA n (%)
1.	CENTAC admission procedure	21 (8.70)	70 (29.26)	113 (51.13)	27 (11.74)	5 (2.17)	-
2.	Infrastructure and lab facility	29 (10.43)	82 (35.65)	111 (48.26)	13 (5.65)	-	-
3.	Canteen facility	9 (3.91)	26 (10)	100 (42.61)	80 (34.78)	19 (8.26)	1 (0.43)
4.	Library	42 (17.83)	100 (41.74)	81 (35.22)	10 (4.35)	2 (0.87)	-
5.	Hostel	4 (1.74)	20 (7.39)	80 (33.91)	55 (23.19)	25 (10.87)	51 (22.17)
6.	Transportation	21 (9.13)	70 (29.13)	104 (44.35)	18 (7.83)	3 (1.30)	19 (8.26)
7.	Sports & cultural activities	17 (7.39)	67 (28.26)	109 (46.52)	30 (13.04)	9 (3.91)	2 (0.87)
8.	Student's counselling activities	23 (10)	77 (32.61)	85 (36.09)	40 (17.39)	9 (3.91)	-
9.	Student's counselling and guidance	21 (8.26)	60 (24.78)	99 (43.04)	49 (21.03)	6 (2.61)	-
10.	Information and communication technology	24 (9.57)	63 (26.09)	105 (45.65)	36 (15.65)	7 (3.04)	-
11.	Academic Discipline	63 (29.39)	100 (41.74)	70 (30)	2 (0.87)	-	-
12.	Improvement in soft skills	25 (10.87)	80 (34.78)	105 (43.48)	23 (10)	2 (0.87)	-
13.	Examination system	52 (22.17)	83 (36.09)	88 (36.52)	11 (4.78)	1 (0.43)	-
14.	Evaluation and feedback	33 (13.04)	73 (31.74)	99 (42.17)	28 (12.17)	2 (0.87)	-
15.	Preparation for competitive exams	8 (3.48)	45 (17.83)	95 (40.43)	69 (30)	18 (7.83)	1 (0.43)

TRUE COPY
BRI MANAKULA VINAYAGAR
MEDICAL COLLEGE & HOSPITAL
KALITHEERTHAL KUPPAM,
MADAGADIPET, PUDUCHERRY-605 107.

Feedback from employers

As a part of the feedback system existing in our institution, we routinely collect feedback of students (undergraduates and postgraduates) from the employers (preferably the head of the institution/ head of the department) across various institutions in India (private/government) where the student is placed after passing out. The feedback are collected through online feedback forms on 13 items using a five point Likert scale, Excellent, Very Good, Good, Average and Poor. We collected feedback for about seventy students who are employed or studying in different institutions in India and confidentiality of the data are maintained. Some of the key findings of the analysis are presented below in frequencies and percentages. The ability to contribute to the goal of the organization was rated as "Very good" for 44% followed by "Excellent" for 9% of the employees and "Good" for 43%. Majority of students were rated to have "Good" planning and organization skills. Forty six percentage of students had "Good" communication skills. The ability to solve workplace problems was rated as "Good" for 57% of the students. Innovativeness and creativity was rated "Good" for 55% students. Involvement in social activities was rated as "Good" for 46% of the students. Forty five percentage of the students were rated to have "Very good" respect for values in life.

Feedback from employers (N=70)

S. no	Items	Excellent n (%)	Very Good n (%)	Good n (%)	Average n (%)	Poor n (%)	NA n (%)
1.	Ability to contribute to the goal of organization	9 (9.06)	25 (43.94)	30 (42.94)	5 (8.06)	-	1 (1.61)
2.	Planning and organization skills	10 (9.68)	26 (37.10)	24 (38.17)	8 (12.90)	-	1 (1.61)
3.	Communication skills and soft skills	5 (8.06)	30 (37.10)	28 (46.16)	7 (11.29)	-	-
4.	Obedience and relationship with seniors	20 (24.19)	30 (43.55)	17 (27.42)	2 (3.23)	1 (1.61)	-
5.	Leadership, team spirit and initiative	8 (12.09)	20 (27.42)	34 (45.16)	10 (16.52)	-	-
6.	Relationship with Peers/subordinates	6 (9.68)	37 (56.86)	25 (32.26)	2 (3.23)	-	-

7.	Willingness to learn new techniques, adopt new ideas	18 (17.4)	24 (37.10)	24 (38.71)	4 (6.45)	-	-
8.	Ability to use workplace equipment	11 (12.90)	31 (43.55)	25 (37.10)	3 (4.84)	-	-
9.	Ability to solve workplace problems	5 (8.06)	24 (48.48)	35 (57.45)	6 (9.68)	-	-
10.	Innovativeness, creativity	4 (12.12)	16 (25.81)	40 (55.23)	10 (16.13)	-	-
11.	Involvement in social activities	7 (11.11)	26 (33.87)	30 (46.16)	5 (8.06)	2 (3.23)	-
12.	Simplicity and sense of belongings	9 (14.52)	36 (50.67)	23 (33.33)	2 (3.23)	-	-
13.	Respect for values in life	17 (19.04)	30 (45.16)	21 (33.87)	2 (3.23)	-	-

Feedback from Teachers

The process of receiving feedback from faculty at SMVMCH began with developing online google forms for easy administration and anonymous feedback collection. The form consisted of 15 items including satisfaction regarding course syllabus, teaching –learning methods, freedom to make innovations in teaching, infrastructure available and assessment methods. The items were generated based on consensus with administrators, College council and expert opinion. Each item was rated on a five point Likert scale from “Strongly Agree” through “Neither Agree nor Disagree” to “Strongly Disagree”. The link for the google form so created was mailed to the personal email id s of individual faculty.

The results were summarised based on the responses provided and presented in frequencies and percentages. More than 40% of the faculty were very satisfied with three items namely: “the course/syllabi of the subjects taught by me increased my interest, knowledge and perspective in the subject area, tests and examinations are conducted well in time with proper coverage of all units in the syllabus and the college has given me full freedom to adopt new techniques / strategies of teaching such as group discussions, seminar presentations and learners' participation”.

Around 73% of the faculty rated as “Agree” for the courses / syllabi taught to have a good balance between theory and application, 68% for well defined objectives of the syllabi and 64% of the faculty felt that the books/journals etc. prescribed / listed as reference materials were relevant, updated and covered the entire syllabi. Around half of them reported that they had adequate freedom to adopt new techniques/strategies of testing and assessment of students, teacher friendly administration, adequate opportunities and support being provided to faculty members for upgrading their skills and qualifications and good ICT facilities in the college. A few percentage of the faculty expressed dissatisfaction about the canteen and washroom facilities.

Feedback obtained from Teachers (N=172)

s.n	Variables	Strongly agree n (%)	Agree n (%)	Neither Agree nor disagree n (%)	Disagree n (%)	Strongly disagree n (%)
1.	The courses / syllabi taught by me have a good balance between theory and application	38 (22.4)	125 (73.4)	1 (0.6)	6 (3.5)	2 (1.2)
2.	The objectives of the syllabi are well defined	40 (23.5)	116 (68.1)	8 (4.7)	4 (2.4)	4 (2.4)
3.	The books/journals etc. prescribed / listed as reference materials are relevant, updated and cover the entire syllabi	45 (26.5)	108 (64.4)	13 (7.6)	5 (2.9)	1 (0.6)
4.	The course / syllabi of the subjects taught by me increased my interest, knowledge and perspective in the subject area	77 (45.3)	94 (54.1)	1 (0.6)	0	0
5.	The college has given me full freedom to adopt new techniques / strategies of teaching such as group discussions, seminar presentations and learners' participation	75 (43.5)	88 (51.2)	6 (3.5)	3 (1.8)	0
6.	I have the freedom to adopt new techniques/strategies of testing and assessment of students	52 (30.0)	97 (56.5)	14 (8.2)	8 (4.7)	1 (0.6)
7.	Tests and examinations are conducted well in time with proper coverage of all units in the syllabus	79 (45.9)	86 (50.0)	4 (2.4)	1 (0.6)	2 (1.2)
8.	The prescribed books are available in the Library in Sufficient numbers	48 (27.6)	98 (57.1)	15 (8.8)	8 (4.7)	3 (1.8)
9.	The environment in the College is conducive to teaching and research	65 (38.2)	95 (54.7)	8 (4.7)	4 (2.4)	0
10.	The administration is teacher friendly	60 (35.3)	102 (58.8)	7 (4.1)	2 (1.2)	1 (0.6)
11.	The college provides adequate opportunities and support to faculty members for upgrading their skills and qualifications	61 (35.9)	97 (55.9)	9 (5.3)	5 (2.9)	0
12.	ICT facilities in the college are adequate and satisfactory	60 (35.3)	98 (56.5)	12 (7.1)	2 (1.2)	0
13.	Separate staff canteen is available for Teachers in college	21 (12.4)	63 (35.9)	33 (19.4)	44 (25.9)	11 (6.5)
14.	Toilets / washrooms are clean and properly maintained	37 (21.8)	82 (47.1)	24 (14.1)	22 (12.9)	7 (4.1)
15.	The classrooms are clean and well maintained	69 (40.6)	96 (55.3)	7 (4.1)	0	0

TRUE COPY ATTESTED

DEAN
SRI MANAKULA VINAYAGAR
MEDICAL COLLEGE & HOSPITAL
KALITHEERTHAKKUPPAM,
MADAGADIPET, PUDUCHERRY-605 107.

Professional Feedback Report: 2019-2020

The Internal Quality Assurance Cell (IQAC) of the Sri Manakula Vinayagar medical college and Hospital, in association with the every department of the college collects professional feedback on curriculum and the method of conduct of exams in our college. A specified sample is taken for the analysis. A well designed and structured questionnaire has been used to collect the responses. All the examiners were given an opportunity to rate the curriculum and the facilities provided by the college.

The objective of the feedback is to analyze the importance and relevance of the course and curriculum, the mode of conduct of exam, recent updates in the curriculum and the infrastructure of the college

The professional feedback of the academic year 2021-22 was analyzed and it is given below. The views and opinions of the professionals about the curriculum in detail and the various facilities provided by the college are measured in a descriptive manner. The questionnaire contains 4 questions and each question is analyzed. 1) Relevance of the course and curriculum. Both the undergraduate and post graduate examiners were appreciating the adherence of our curriculum to both national and international standards. The relevance of the course and curriculum is rated highly by all the respondents. About 97% of the respondents (excellent- 65%, very good-15% and good 15% respectively) have rated the course and curriculum as relevant and extremely recommendable. Only 3% of the respondents rated it as average and none as poor. 2) Recent advancements added in the curriculum. This question was given with a descriptive option. 98% of the responders were positive with all the examiners agreeing to the fact. The availability of all the recent techniques for diagnostic and treatment purpose was highly satisfactory. 3) Co-curricular activities in the college. The co-curricular activities in the college are analyzed and all the respondents (excellent 85%, very good 10% and good 5% respectively) have opined that the activities of the college are extremely good. None of the respondents rated it as average and poor. 4) The mode of conduct of exam All the respondents (excellent 72%, very good 8% and good 20% respectively) have opined about the question on mode of conduct of exam as good. None of the respondents rated it as average and poor.

TRUE COPY ATTESTED

SRI MANAKULA VINAYAGAR
MEDICAL COLLEGE & HOSPITAL
KALITHUR, CHENNAI
NABAGABPET, PUDUCHERRY-605 197,

knowledge of experience and clinical exposure was appreciated by 96% of the responders. Friendly environment and effective support system was also brought into notice by 85% of the responders. 3) Co-curricular activities in the college. The co-curricular activities in the college are analyzed and all the respondents (excellent 85%, very good 10% and good 5% respectively) have opined that the activities of the college are extremely good. Especially the cultural and Simcon which is an educative conference which happens every year has kindled more innovative ideas in the wards at a very early stage. None of the respondents rated it as average and poor. 4) Influence of campus environment of the college in your life. All the respondents (excellent 72%, very good 8% and good 20% respectively) have opined about the question on influence of campus environment of the college in your life that the campus environment of the college has got tremendous influence on their life. None of the respondents rated it as average and poor. 5) Contribution of the college in the overall personality development. All the respondents' opinion about the question on the contribution of the college in the overall personality development (excellent 58%, very good 21% and good 21 %) is that the college has contributed well in to the overall personality development. None of the respondents rated it as average and poor. 6) Syllabus was job oriented. About 75% of the respondents (excellent 40%, very good 25%, and good 10%) responded positively to this question and opined that the syllabus was extremely job oriented. Only 15% rated it as average, and another 10% as poor. 7) Infrastructure and facilities provided by the college. Various suggestions to improve the hostel facilities with latest technology were also welcomed whole heartedly. All the respondents (excellent 85%, very good 10% and good 5%) responded positively to the question about infrastructure and facilities provided by the college and opined that the infrastructure and facilities provided by the college is extremely good. None of the respondents rated it as average and poor. 8) Mentorship programme was highly rated by all the responders with a maximum of 95% expressing their agreement towards it.

TRUE COPY ATTESTED

DEAN
BRI MANAKULA VINAYAGAR
MEDICAL COLLEGE & HOSPITAL
KALITHEERTHALKUPPAM,
MADAGADIPET, PUDUCHERRY-605 107.

Alumni Feedback Report: 2019-2020

The Internal Quality Assurance Cell (IQAC) of the Sri Manakula Vinayagar medical college and Hospital, in association with the alumni associations of the college collects alumni feedback on syllabus and the facilities provided by the college annually. A specified sample is taken for the analysis. A well designed and structured questionnaire has been used to collect the responses. The members of the alumni associations were given an opportunity to rate the syllabus and the facilities provided by the college on a five scale measurement.

The objective of the feedback is to analyze the importance and relevance of the course and curriculum, the functional nature of the course, the co-curricular activities in the college, effectiveness of the mentorship program, opportunities of improvement, possibility of skill development program and the influence of campus environment of the college in their life. It also tries to evaluate the contribution of the college in their overall personality development, the career orientation of the syllabus, and also the infrastructure and facilities provided by the college.

The alumni feedback of the academic year 2021-22 was analyzed and it is given below. Efficiency of the syllabus, influence of the college on the development and availability of the facilities were the most pressing issues which was discussed in the feedback. The views and opinions of the alumni about the syllabus in detail and the various facilities provided by the college are measured in the five point scale (1-excellent, 2-very good, 3- good, 4-average, 5-poor). The questionnaire contains 9 questions and each question is analyzed. 1) Relevance of the course and curriculum. The relevance of the course and curriculum is rated highly by all the respondents. About 94% of the respondents (excellent- 65%, very good-15% and good 15% respectively) have rated the course and curriculum as relevant and extremely recommendable.

Only 6% of the respondents rated it as average and none as poor. 2) The things that you would appreciate most about this institute. This question was given with a descriptive option. The vast

End of Year 1 Feedback from Students at SMVMCH (2018)

N = 123

TEACHING	Strongly agree	Agree	Uncertain	Disagree	Strongly Disagree	Weighted average	consensus
Lectures were regularly conducted	96(78.0)	24(19.5)	3(2.4)	0(0.0)	0(0.0)	1.24	84.98%
Practical demos were regularly conducted	69(56.1)	49(39.8)	3(2.4)	2(1.6)	0(0.0)	1.49	77.58%
Adequate hands-on training is regularly given	35(28.5)	65(52.8)	19(15.4)	2(1.6)	1(0.8)	1.92	77.19%
Teaching improved my confidence in study	27(22.0)	50(40.7)	34(27.6)	11(8.9)	1(0.8)	2.26	67.20%
Teaching schedule was well time-tabled	48(39.0)	55(44.7)	16(13.0)	4(3.3)	0(0.0)	1.80	73.73%

TEACHERS	Strongly agree	Agree	Uncertain	Disagree	Strongly Disagree	Weighted average	consensus
The teachers were knowledgeable	68(55.3)	48(39.0)	7(5.7)	0(0.0)	0(0.0)	1.50	77.96%
The teachers have good communication skills	48(39.0)	62(50.4)	12(9.8)	1(0.8)	0(0.0)	1.72	77.16%
The teachers were well prepared for the class	55(44.7)	63(51.2)	5(4.1)	0(0.0)	0(0.0)	1.59	79.18%
The teachers were regular for their class	71(57.7)	43(35.0)	8(6.5)	0(0.0)	1(0.8)	1.51	75.25%
The teachers provided adequate feedbacks	23(18.7)	48(39.0)	37(30.1)	14(11.4)	1(0.8)	2.36	65.96%

TRUE COPY ATTESTED

DEAN
SRI MANAKULA VINAYAGAR
MEDICAL COLLEGE & HOSPITAL
KALITHEERTHAKUPPAM,
MADAGADIPET, PUDUCHERRY-605 107.

EDUCATIONAL ENVIRONMENT	Strongly agree	Agree	Uncertain	Disagree	Strongly Disagree	Weighted average	consensus
Overall, atmosphere was helpful for my learning	24(19.5)	56(45.5)	31(25.2)	8(6.5)	4(3.3)	2.28	66.50%
I was able to concentrate well	17(13.8)	56(45.5)	43(35.0)	7(5.7)	0(0.0)	2.32	72.63%
There was a good support system for students	20(16.3)	57(46.3)	31(25.2)	12(9.8)	2(1.6)	2.33	67.59%
Activities such as sports\cultural events were conducted as scheduled	38(30.9)	54(43.9)	17(13.8)	11(8.9)	3(2.4)	2.08	66.42%

INFRASTRUCTURE	Strongly agree	Agree	Uncertain	Disagree	Strongly Disagree	Weighted average	consensus
Adequate infrastructure are available for learning	38(30.9)	67(54.5)	15(12.2)	3(2.1)	0(0.0)	1.86	77.84%
Class rooms are comfortable	55(44.7)	55(44.7)	11(8.9)	2(1.6)	0(0.0)	1.67	75.38%
Laboratories are well equipped	29(23.6)	68(55.3)	16(13.0)	9(7.3)	1(0.8)	2.06	74.63%
Library has adequate resources	42(34.1)	53(43.1)	16(13.0)	11(8.9)	1(0.8)	1.99	69.75%
Wi-fi\digital library was available throughout	10(8.1)	36(28.5)	33(26.8)	27(22.0)	18(14.6)	3.05	55.83%

TRUE COPY ATTESTED

DEAN
SRI MANJULA VINAYAGAR
MEDICAL COLLEGE & HOSPITAL
KALITHEERTHALKUPPAM,
MADAGADIPET, PUDUCHERRY-605 107.

End of Year 2 Feedback from Students at SMVMCH (2018)

N = 114

TEACHING	Strongly agree	Agree	Uncertain	Disagree	Strongly Disagree	Weighted average	consensus
Lectures were regularly conducted	84(73.7)	29(25.4)	1(0.9)	0(0.0)	0(0.0)	1.27	84.43%
Practical demos were regularly conducted	51(44.7)	56(49.1)	6(5.3)	1(0.9)	0(0.0)	1.62	77.71%
Adequate hands-on training is regularly given	15(13.2)	67(58.8)	26(22.8)	4(3.5)	0(0.0)	2.16	78.63%
Teaching improved my confidence in study	17(14.9)	50(43.9)	37(32.5)	8(7.0)	2(1.8)	2.36	68.81%
Teaching schedule was well time-tabled	51(44.7)	43(37.7)	15(13.2)	4(3.5)	1(0.9)	1.78	69.85%

TEACHERS	Strongly agree	Agree	Uncertain	Disagree	Strongly Disagree	Weighted average	consensus
The teachers were knowledgeable	46(40.4)	61(53.5)	6(5.3)	1(0.9)	0(0.0)	1.66	78.48%
The teachers have good communication skills	38(33.3)	56(49.1)	16(14.0)	3(2.6)	1(0.9)	1.8	74.54%
The teachers were well prepared for the class	46(40.4)	54(47.4)	14(12.3)	0(0.0)	0(0.0)	1.71	76.65%
The teachers were regular for their class	62(54.4)	43(37.7)	9(7.9)	0(0.0)	0(0.0)	1.53	76.81%
The teachers provided adequate feedbacks	24(21.1)	52(45.6)	29(25.4)	6(5.3)	3(2.6)	2.22	68.20%

TRUE COPY ATTESTED


DEAN
SRI MANAKULA VINAYAGAR
MEDICAL COLLEGE & HOSPITAL
KALITHEERTHALKUPPAM,
MADAGADIPET, PUDUCHERRY-605 107.

EDUCATIONAL ENVIRONMENT	Strongly agree	Agree	Uncertain	Disagree	Strongly Disagree	Weighted average	consensus
Overall, atmosphere was helpful for my learning	24(21.1)	59(51.8)	20(17.5)	6(5.3)	5(4.4)	2.20	67.51%
I was able to concentrate well	17(14.9)	58(50.9)	25(21.9)	12(10.5)	2(1.8)	2.33	68.16%
There was a good support system for students	17(14.9)	57(50.0)	23(20.2)	11(9.6)	6(5.3)	2.40	63.29%
Activities such as sports\cultural events were conducted as scheduled	27(23.7)	38(33.3)	19(16.7)	15(13.2)	15(13.2)	2.58	46.65%

INFRASTRUCTURE	Strongly agree	Agree	Uncertain	Disagree	Strongly Disagree	Weighted average	consensus
Adequate infrastructure are available for learning	27(23.7)	66(57.9)	9(7.9)	6(5.3)	5(4.4)	2.07	71.09%
Class rooms are comfortable	29(25.4)	45(39.5)	13(11.4)	10(8.8)	17(14.9)	2.48	46.02%
Laboratories are well equipped	32(28.1)	54(47.4)	18(15.8)	7(6.1)	3(2.6)	2.07	69.17%
Library has adequate resources	47(41.2)	41(36.0)	16(14.0)	5(4.4)	5(4.4)	1.94	63.38%
Wi-fi\digital library was available throughout	24(21.1)	33(28.9)	22(19.3)	18(15.8)	17(14.9)	2.74	45.73%

TRUE COPY ATTESTED

DEAN
SRI MANAKUL VINAYAGAR
MEDICAL COLLEGE & HOSPITAL
KALITHEERTHAKUPPAM,
MADAGADIPET, PUDUCHERRY-605 007.

End of Year 3 Feedback from Students at SMVMCH (2018)

N = 88

TEACHING	Strongly agree	Agree	Uncertain	Disagree	Strongly Disagree	Weighted average	consensus
Lectures were regularly conducted	43(48.9)	42(47.7)	1(1.1)	0(0.0)	2(2.3)	1.59	74.32%
Practical demos were regularly conducted	26(29.5)	39(44.3)	13(14.8)	8(9.1)	1(1.1)	2.06	68.82%
Adequate hands-on training is regularly given	9(10.2)	21(23.9)	20(22.7)	22(25.0)	16(18.2)	3.17	50.69%
Teaching improved my confidence in study	7(8.0)	32(36.4)	25(28.4)	18(20.5)	6(6.8)	2.81	61.04%
Teaching schedule was well time-tabled	15(17.0)	42(47.7)	17(19.3)	9(10.2)	5(5.7)	2.39	61.50%

TEACHERS	Strongly agree	Agree	Uncertain	Disagree	Strongly Disagree	Weighted average	consensus
The teachers were knowledgeable	32(36.4)	49(55.7)	4(4.5)	3(3.4)	0(0.0)	1.75	77.40%
The teachers have good communication skills	18(20.5)	52(59.1)	13(14.8)	3(3.4)	2(2.3)	2.07	75.92%
The teachers were well prepared for the class	13(14.8)	55(62.5)	15(17.0)	4(4.5)	1(1.1)	2.14	77.38%
The teachers were regular for their class	19(21.6)	53(60.2)	11(12.5)	5(5.7)	0(0.0)	2.02	79.67%
The teachers provided adequate feedbacks	9(10.2)	22(25.0)	31(35.2)	19(21.6)	6(6.8)	2.89	62.21%

TRUE COPY ATTESTED

SRI MANAKULA VINAYAGAR
MEDICAL COLLEGE & HOSPITAL
KALITHEERTHAKUPPAM,
MADAGADIPET, PUDUCHERRY-605 107.

EDUCATIONAL ENVIRONMENT	Strongly agree	Agree	Uncertain	Disagree	Strongly Disagree	Weighted average	consensus
Overall, atmosphere was helpful for my learning	5(5.7)	39(44.3)	28(31.8)	8(9.1)	7(8.0)	2.68	64.19%
I was able to concentrate well	4(4.5)	40(45.5)	27(30.7)	11(12.5)	5(5.7)	2.68	65.81%
There was a good support system for students	6(6.8)	25(28.4)	29(33.0)	17(19.3)	10(11.4)	3	61.57%
Activities such as sports/cultural events were conducted as scheduled	17(19.3)	34(38.6)	17(19.3)	9(10.2)	9(10.2)	2.52	53.18%

INFRASTRUCTURE	Strongly agree	Agree	Uncertain	Disagree	Strongly Disagree	Weighted average	consensus
Adequate infrastructure are available for learning	13(2.3)	49(55.7)	9(10.2)	10(11.4)	5(5.7)	2.36	62.65%
Class rooms are comfortable	16(18.2)	40(45.5)	17(19.3)	6(6.8)	8(9.1)	2.42	57.81%
Laboratories are well equipped	14(15.9)	47(53.4)	11(12.5)	6(6.8)	8(9.1)	2.38	59.53%
Library has adequate resources	25(28.4)	40(45.5)	6(6.8)	8(9.1)	8(9.1)	2.24	55.17%
Wi-fi\digital library was available throughout	11(12.5)	33(37.5)	12(13.6)	20(22.7)	11(12.5)	2.85	49.53%

TRUE COPY ATTESTED

DEAN
SRI MANAKULA VINAYAGAR
MEDICAL COLLEGE & HOSPITAL
KALITHEERTHALKUPPAM,
MADAGADIPET, PUDUCHERRY-605 107.

End of Year 4 Feedback from Interns at SMVMCH (2017)

N = 87

TEACHING	Strongly agree	Agree	Uncertain	Disagree	Strongly Disagree	Weighted average	consensus
Lectures were regularly conducted	59(67.8)	27(31.0)	0(0.0)	1(1.1)	0(0.0)	1.34	81.36%
Practical demos were regularly conducted	24(27.6)	52(59.8)	7(8.0)	3(3.4)	0(0.0)	1.87	79.55%
Adequate hands-on training is regularly given	9(10.3)	39(44.8)	28(32.2)	9(10.3)	2(2.3)	2.49	67.90%
Teaching improved my confidence in study	9(10.3)	47(54.0)	24(27.6)	6(6.9)	0(0.0)	2.31	74.46%
Teaching schedule was well time-tabled	33(37.9)	42(48.3)	7(8.0)	5(5.7)	0(0.0)	1.81	73.61%
Community-based teaching improved learning	15(17.2)	43(49.4)	22(25.3)	1(1.1)	6(6.9)	2.31	65.45%
Clinical postings were regularly implemented	32(36.8)	47(54.0)	5(5.7)	2(2.3)	0(0.0)	1.73	77.68%
Clinical cases were adequately discussed	18(20.7)	51(58.6)	11(12.6)	7(8.0)	0(0.0)	2.08	76.53%

TEACHERS	Strongly agree	Agree	Uncertain	Disagree	Strongly Disagree	Weighted average	consensus
The teachers were knowledgeable	31(35.6)	47(54.0)	8(9.2)	1(1.1)	0(0.0)	1.75	78.05%
The teachers have good communication skills	16(18.4)	50(57.5)	18(20.7)	2(2.3)	1(1.1)	2.10	77.42%
The teachers were well prepared for the class	20(23.0)	49(56.3)	15(17.2)	1(1.1)	2(2.3)	2.03	76.89%

TRUE COPY ATTESTED

The teachers were regular for their class	23(26.4)	56(64.4)	4(4.6)	4(4.6)	0(0.0)	1.87	80.39%
The teachers provided adequate feedbacks	8(9.2)	39(44.8)	25(28.7)	10(11.5)	5(5.7)	2.59	63.61%

EDUCATIONAL ENVIRONMENT	Strongly agree	Agree	Uncertain	Disagree	Strongly Disagree	Weighted average	consensus
Overall, atmosphere was helpful for my learning	14(16.1)	46(52.9)	18(20.7)	7(8.0)	1(1.1)	2.24	71.32%
I was able to concentrate well	11(12.6)	52(59.8)	18(20.7)	3(3.4)	2(2.3)	2.22	74.84%
There was a good support system for students	6(6.9)	38(43.7)	21(24.1)	16(18.4)	5(5.7)	2.72	61.70%
Activities such as sports/cultural events were conducted as scheduled	6(6.9)	35(40.2)	24(27.6)	10(11.5)	12(13.8)	2.85	57.47%

INFRASTRUCTURE	Strongly agree	Agree	Uncertain	Disagree	Strongly Disagree	Weighted average	consensus
Adequate infrastructure are available for learning	22(25.3)	43(49.4)	11(12.6)	9(10.3)	2(2.3)	2.14	67.16%
Class rooms are comfortable	40(46.0)	35(40.2)	8(9.2)	4(4.6)	0(0.0)	1.72	71.93%
Laboratories are well equipped	22(25.3)	40(46.0)	16(18.4)	7(8.0)	1(1.1)	2.12	69.46%
Library has adequate resources	30(34.5)	38(43.7)	7(8.0)	12(13.8)	0(0.0)	2.01	68.34%
Wi-fi/digital library was available throughout	10(11.5)	26(29.9)	18(20.7)	12(13.8)	18(20.7)	3.02	47.67%
Hospital has adequate materials for learning	15(17.2)	44(50.6)	12(13.8)	15(17.2)	0(0.0)	2.31	66.39%

TRUE COPY ATTESTED

Based on the feedback received from the students, the College council took up most pressing issues from to time and actions taken to address them. Here are some of the actions taken.

Action report 2018

s.no	Problems identified	Actions taken
1	Need for feedback on students performance	Informed all HODs through College Council to incorporate feedback system
2	Less cultural activities for students	Number of days for cultural events extended and organizing responsibility handed over to students
3	To make wi fi facility available for students	Informed Dean
4	Lack of support system for students	Students council was formed
5	Classrooms are uncomfortable due to high temperatures	Centralised air conditioning facility has been done
6	To dedicate more time for clinical postings	Revision of time table has been made to make sure more time is available during clinical postings to learn from patients
7	To include seminars	All departments initiated the culture of students seminar
8	To promote learning of slow learners	College council requested all HODs to conduct additional sessions for slow learners

Feedback from Parents

The feedback from parents was obtained with the help of feedback forms mailed to their individual mail id s and sent through students for those who could not access mail. The form consisted of 15 items and was created in consensus with administrators, College council and expert opinion from consultants. The items covered different areas including the admission procedure, infrastructure, assessment and feedback system for students, learning environment, support system and extra-curricular activities. The parents were requested to rate their satisfaction on a five point Likert scale, Excellent, Very Good, Good, Average, Poor and Not Applicable. We received feedback from 230 parents. Forty nine percentage of the parents rated the CENTAC admission procedure as “Good”, followed by 28% as “Very good”. Around 40% of the parents were satisfied with the infrastructure including lab facilities, canteen, ICT facilities and transport facilities. Another 40% of parents felt that the college had “good” counselling and guidance for students, good assessment and feedback system. Academic discipline was rated as “Excellent” by 27% of the parents. The facilities which needed improvement were hostel and canteen facilities.

TRUE COPY ATTESTED

DEAN
SRI MANAKULA VINAYAGAR
MEDICAL COLLEGE & HOSPITAL
KALITHEERTHAKUPPAM,
MADAGADIPET, PUDUCHERRY-605 107.

Feedback obtained from parents (N=230)

S.No	Variables	Excellent n (%)	Very good n (%)	Good n (%)	Average n (%)	Poor n (%)	NA n (%)
1.	CENTAC admission procedure	20 (8.70)	65 (28.26)	113 (49.13)	27 (11.74)	5 (2.17)	-
2.	Infrastructure and lab facility	24 (10.43)	82 (35.65)	111 (48.26)	13 (5.65)	-	-
3.	Canteen facility	9 (3.91)	23 (10)	98 (42.61)	80 (34.78)	19 (8.26)	1 (0.43)
4.	Library	41(17.83)	96 (41.74)	81(35.22)	10 (4.35)	2 (0.87)	-
5.	Hostel	4 (1.74)	17 (7.39)	78 (33.91)	55 (23.19)	25 (10.87)	51 (22.17)
6.	Transportation	21 (9.13)	67 (29.13)	102 (44.35)	18 (7.83)	3 (1.30)	19 (8.26)
7.	Sports & cultural activities	17 (7.39)	65 (28.26)	107 (46.52)	30 (13.04)	9 (3.91)	2 (0.87)
8.	Student's counselling activities	23 (10)	75 (32.61)	83 (36.09)	40 (17.39)	9 (3.91)	-
9.	Student's counselling and guidance	19 (8.26)	57 (24.78)	99 (43.04)	49 (21.03)	6 (2.61)	-
10.	Information and communication technology	22 (9.57)	60 (26.09)	105 (45.65)	36 (15.65)	7 (3.04)	-
11.	Academic Discipline	63 (27.39)	96 (41.74)	69 (30)	2 (0.87)	-	-
12.	Improvement in soft skills	25 (10.87)	80 (34.78)	100 (43.48)	23 (10)	2 (0.87)	-
13.	Examination system	51 (22.17)	83 (36.09)	84 (36.52)	11 (4.78)	1 (0.43)	-
14.	Evaluation and feedback	30 (13.04)	73 (31.74)	97 (42.17)	28 (12.17)	2 (0.87)	-
15.	Preparation for competitive exams	8 (3.48)	41 (17.83)	93 (40.43)	69 (30)	18 (7.83)	1 (0.43)

TRUE COPY ATTESTED

DEAN
SRI MANAKULA VINAYAGAR
MEDICAL COLLEGE & HOSPITAL
KALITHEERTHALKUPPAM,
MADAGADIPET, PUDUCHERRY-605 004.

As a part of the feedback system existing in our institution, we routinely collect feedback of students (undergraduates and postgraduates) from the employers (preferably the head of the institution/ head of the department) across various institutions in India (private/government) where the student is placed after passing out. The feedback are collected through online feedback forms on 13 items using a five point Likert scale, Excellent, Very Good, Good, Average and Poor. We collected feedback for about sixty three students who are employed or studying in different institutions in India and confidentiality of the data are maintained. Some of the key findings of the analysis are presented below in frequencies and percentages. The ability to contribute to the goal of the organization was rated as "Very good" for 42% followed by "Excellent" for 8% of the employees and "Good" for 42%. Majority of students were rated to have "Good" planning and organization skills. Forty five percentage of students had "Good" communication skills. The ability to solve workplace problems was rated as "Good" for 56% of the students. Innovativeness and creativity was rated "Good" for 53% students. Involvement in social activities was rated as "Good" for 45% of the students. Forty five percentage of the students were rated to have "Very good" respect for values in life.

Feedback from employers (N= 63)

S. no	Items	Excellent n (%)	Very Good n (%)	Good n (%)	Average n (%)	Poor n (%)	NA n (%)
1.	Ability to contribute to the goal of organization	5 (8.06)	26 (41.94)	26 (41.94)	5 (8.06)	-	1 (1.61)
2.	Planning and organization skills	6 (9.68)	23 (37.10)	24 (38.17)	8 (12.90)	-	1 (1.61)
3.	Communication skills and soft skills	5 (8.06)	23 (37.10)	28 (45.16)	7 (11.29)	-	-
4.	Obedience and relationship with seniors	15 (24.19)	28 (43.55)	17 (27.42)	2 (3.23)	1 (1.61)	-
5.	Leadership, team spirit and initiative	8 (12.09)	17 (27.42)	28 (45.16)	10 (16.52)	-	-
6.	Relationship with Peers/subordinates	6 (9.68)	35 (56.86)	20 (32.26)	2 (3.23)	-	-

7.	Willingness to learn new techniques, adopt new ideas	11 (17.4)	23 (37.10)	24 (38.71)	4 (6.45)	-	-
8.	Ability to use workplace equipment	8 (12.90)	28 (43.55)	23 (37.10)	3 (4.84)	-	-
9.	Ability to solve workplace problems	5 (8.06)	16 (48.48)	35 (56.45)	6 (9.68)	-	-
10.	Innovativeness, creativity	4 (12.12)	16 (25.81)	33 (53.23)	10 (16.13)	-	-
11.	Involvement in social activities	7 (11.11)	21 (33.87)	28 (45.16)	5 (8.06)	2 (3.23)	-
12.	Simplicity and sense of belongings	9 (14.52)	31 (50.67)	21 (33.33)	2 (3.23)	-	-
13.	Respect for values in life	12 (19.04)	28 (45.16)	21 (33.87)	2 (3.23)	-	-

Feedback from Teachers

The process of receiving feedback from faculty at SMVMCH began with developing online google forms for easy administration and anonymous feedback collection. The form consisted of 15 items including satisfaction regarding course syllabus, teaching –learning methods, freedom to make innovations in teaching, infrastructure available and assessment methods. The items were generated based on consensus with administrators, College council and expert opinion. Each item was rated on a five point Likert scale from “Strongly Agree” through “Neither Agree nor Disagree” to “Strongly Disagree”. The link for the google form so created was mailed to the personal email id s of individual faculty.

The results were summarised based on the responses provided and presented in frequencies and percentages. More than 40% of the faculty were very satisfied with three items namely: “the course/syllabi of the subjects taught by me increased my interest, knowledge and perspective in the subject area, tests and examinations are conducted well in time with proper coverage of all units in the syllabus and the college has given me full freedom to adopt new techniques / strategies of teaching such as group discussions, seminar presentations and learners' participation”.

Around 72% of the faculty rated as “Agree” for the courses / syllabi taught to have a good balance between theory and application, 67% for well defined objectives of the syllabi and 62% of the faculty felt that the books/journals etc. prescribed / listed as reference materials were relevant, updated and covered the entire syllabi. Around half of them reported that they had adequate freedom to adopt new techniques/strategies of testing and assessment of students, teacher friendly administration, adequate opportunities and support being provided to faculty members for upgrading their skills and qualifications and good ICT facilities in the college. A few percentage of the faculty expressed dissatisfaction about the canteen and washroom facilities.

TRUE COPY ATTESTED

Feedback obtained from Teachers (N=170)

s.n	Variables	Strongly agree n (%)	Agree n (%)	Neither Agree nor disagree n (%)	Disagree n (%)	Strongly disagree n (%)
1.	The courses / syllabi taught by me have a good balance between theory and application	38 (22.4)	123 (72.4)	1 (0.6)	6 (3.5)	2 (1.2)
2.	The objectives of the syllabi are well defined	40 (23.5)	114 (67.1)	8 (4.7)	4 (2.4)	4 (2.4)
3.	The books/journals etc. prescribed / listed as reference materials are relevant, updated and cover the entire syllabi	45 (26.5)	106 (62.4)	13 (7.6)	5 (2.9)	1 (0.6)
4.	The course / syllabi of the subjects taught by me increased my interest, knowledge and perspective in the subject area	77 (45.3)	92 (54.1)	1 (0.6)	0	0
5.	The college has given me full freedom to adopt new techniques / strategies of teaching such as group discussions, seminar presentations and learners' participation	74 (43.5)	87 (51.2)	6 (3.5)	3 (1.8)	0
6.	I have the freedom to adopt new techniques/strategies of testing and assessment of students	51 (30.0)	96 (56.5)	14 (8.2)	8 (4.7)	1 (0.6)
7.	Tests and examinations are conducted well in time with proper coverage of all units in the syllabus	78 (45.9)	85 (50.0)	4 (2.4)	1 (0.6)	2 (1.2)
8.	The prescribed books are available in the Library in Sufficient numbers	47 (27.6)	97 (57.1)	15 (8.8)	8 (4.7)	3 (1.8)
9.	The environment in the College is conducive to teaching and research	65 (38.2)	93 (54.7)	8 (4.7)	4 (2.4)	0
10.	The administration is teacher friendly	60 (35.3)	100 (58.8)	7 (4.1)	2 (1.2)	1 (0.6)
11.	The college provides adequate opportunities and support to faculty members for upgrading their skills and qualifications	61 (35.9)	95 (55.9)	9 (5.3)	5 (2.9)	0
12.	ICT facilities in the college are adequate and satisfactory	60 (35.3)	96 (56.5)	12 (7.1)	2 (1.2)	0
13.	Separate staff canteen is available for Teachers in college	21 (12.4)	61 (35.9)	33 (19.4)	44 (25.9)	11 (6.5)
14.	Toilets / washrooms are clean and properly maintained	37 (21.8)	80 (47.1)	24 (14.1)	22 (12.9)	7 (4.1)
15.	The classrooms are clean and well maintained	69 (40.6)	94 (55.3)	7 (4.1)	0	0

TRUE COPY ATTESTED

DEAN
SRI MANAKULA VINAYAGAR
MEDICAL COLLEGE & HOSPITAL
KALITHEERTHALKUPPAM,
MADAGADIPET, PUDUCHERRY-605 107.

Professional Feedback Report: 2018-2019

The Internal Quality Assurance Cell (IQAC) of the Sri Manakula Vinayagar medical college and Hospital, in association with the every department of the college collects professional feedback on curriculum and the method of conduct of exams in our college. A specified sample is taken for the analysis. A well designed and structured questionnaire has been used to collect the responses. All the examiners were given an opportunity to rate the curriculum and the facilities provided by the college.

The objective of the feedback is to analyze the importance and relevance of the course and curriculum, the mode of conduct of exam, recent updates in the curriculum and the infrastructure of the college

The professional feedback of the academic year 2021-22 was analyzed and it is given below. The views and opinions of the professionals about the curriculum in detail and the various facilities provided by the college are measured in a descriptive manner. The questionnaire contains 4 questions and each question is analyzed. 1) Relevance of the course and curriculum. The relevance of the course and curriculum is rated highly by all the respondents. About 94% of the respondents (excellent- 65%, very good-15% and good 15% respectively) have rated the course and curriculum as relevant and extremely recommendable. Only 6% of the respondents rated it as average and none as poor. 2) Recent advancements added in the curriculum. This question was given with a descriptive option. 98% of the responders were positive with all the examiners agreeing to the fact. 3) Co-curricular activities in the college. The co-curricular activities in the college are analyzed and all the respondents (excellent 85%, very good 10% and good 5% respectively) have opined that the activities of the college are extremely good. None of the respondents rated it as average and poor. 4) The mode of conduct of exam All the respondents (excellent 72%, very good 8% and good 20% respectively) have opined about the question on mode of conduct of exam as excellent. None of the respondents rated it as average and poor.

TRUE COPY ATTESTED

DEAN
SRI MANAKULA VINAYAGAR
MEDICAL COLLEGE & HOSPITAL
KALITHEERTHALKUPPAM,
MADAGADIPET, PUDUCHERRY-605 107.

Alumni Feedback Report: 2018-2019

The Internal Quality Assurance Cell (IQAC) of the Sri Manakula Vinayagar medical college and Hospital, in association with the alumni associations of the college collects alumni feedback on syllabus and the facilities provided by the college annually. A specified sample is taken for the analysis. A well designed and structured questionnaire has been used to collect the responses. The members of the alumni associations were given an opportunity to rate the syllabus and the facilities provided by the college on a five scale measurement.

The objective of the feedback is to analyze the importance and relevance of the course and curriculum, the functional nature of the course, the co-curricular activities in the college, effectiveness of the mentorship program, opportunities of improvement, possibility of skill development program and the influence of campus environment of the college in their life. It also tries to evaluate the contribution of the college in their overall personality development, the career orientation of the syllabus, and also the infrastructure and facilities provided by the college.

The alumni feedback of the academic year 2021-22 was analyzed and it is given below. The views and opinions of the alumni about the syllabus in detail and the various facilities provided by the college are measured in the five point scale (1-excellent, 2-very good, 3-good, 4-average, 5-poor). The questionnaire contains 9 questions and each question is analyzed. 1) Relevance of the course and curriculum. The relevance of the course and curriculum is rated highly by all the respondents. About 92% of the respondents (excellent-83%, very good-10% and good 7% respectively) have rated the course and curriculum as relevant and extremely recommendable. Only 8% of the respondents rated it as average and none as poor. 2) The things that you would appreciate most about this institute. This question was given with a descriptive option. The vast knowledge of experience and clinical exposure was appreciated by 94% of the responders. Friendly environment and effective support system was also brought into notice by 92% of the responders. 3) Co-curricular activities in the college. The co-curricular activities in the college are analyzed and all the respondents (excellent 91%, very good 8% and good 1% respectively) have opined that the activities of the college are extremely good. None of the respondents rated it as average and poor. 4) Influence of campus environment of the college in your life. All the respondents (excellent 65%, very good 10% and good 25% respectively) have opined about the question on influence of campus environment of the college in your life that the campus environment of the college has got tremendous influence on their life. None of the respondents rated it as average and poor. 5) Contribution of the college in the overall personality development. All the respondents' opinion about the question on the contribution of the college in the overall personality development (excellent 58%, very good 21% and good 21 %) is that the college

TRUE COPY ATTESTED

DEAN,
SRI MANAKULA VINAYAGAR
MEDICAL COLLEGE & HOSPITAL
KALITHUR, MADURAI
MADAGADIPET, PUDUCHERRY-605 107.

has contributed well in to the overall personality development. None of the respondents rated it as average and poor. 6) Syllabus was job oriented. About 85% of the respondents (excellent 50%, very good 25%, and good 25%) responded positively to this question and opined that the syllabus was extremely job oriented. Only 15% rated it as average, and another 10% as poor. 7) Infrastructure and facilities provided by the college all the respondents (excellent 85%, very good 10% and good 5%) responded positively to the question about infrastructure and facilities provided by the college and opined that the infrastructure and facilities provided by the college is extremely good. None of the respondents rated it as average and poor. 8) Mentorship programme was highly rated by all the responders with a maximum of 95% expressing their agreement towards it.

TRUE COPY ATTESTED

DEAN
SRI MANAKULA VINAYAGAR
MEDICAL COLLEGE & HOSPITAL
KALITHEERTHALKUPPAM,
MADAGADIPET, PUDUCHERRY-605 107.